


PCF 5.00/14/90 3.5SN OR BX

Weidmüller Interface GmbH & Co. KG
 Klingenbergstraße 26
 D-32758 Detmold
 Germany

www.weidmueller.com

Product image



Flat-blade connection in 90°, 135° and 180° conductor outlet direction for 6.3 and 2.8 mm spade connector at 5.00 mm pitch

General ordering data

| | |
|--------------|---|
| Version | Printed circuit board terminals, 5.00 mm, Number of poles: 14, 90°, Solder pin length (l): 3.5 mm, tinned, orange, Flat-blade connection, Box |
| Order No. | 9511530000 |
| Type | PCF 5.00/14/90 3.5SN OR BX |
| GTIN (EAN) | 4008190557683 |
| Qty. | 50 items |
| Product data | IEC: 630 V / 24 A UL: 150 V / 15 A |
| Packaging | Box |

PCF 5.00/14/90 3.5SN OR BX

Weidmüller Interface GmbH & Co. KG
 Klingenbergstraße 26
 D-32758 Detmold
 Germany

www.weidmueller.com

Technical data

Approvals

Approvals



ROHS Conform

Dimensions and weights

| | | | |
|--------------------------|------------|-----------------|-------------|
| Depth | 9.8 mm | Depth (inches) | 0.3858 inch |
| Height | 18.4 mm | Height (inches) | 0.7244 inch |
| Height of lowest version | 14.9 mm | Width | 69.8 mm |
| Width (inches) | 2.748 inch | Net weight | 18.06 g |

Environmental Product Compliance

| | |
|------------------------|-----------------------------|
| RoHS Compliance Status | Compliant without exemption |
| REACH SVHC | No SVHC above 0.1 wt% |

System parameters

| | | | |
|---------------------------------|-----------------------|--|-----------------------------|
| Product family | PCF | Wire connection method | Flat-blade connection |
| Mounting onto the PCB | THT solder connection | Conductor outlet direction | 90° |
| Pitch in mm (P) | 5.00 mm | Pitch in inches (P) | 0.197 " |
| Number of poles | 14 | Pin series quantity | 1 |
| Fitted by customer | No | Number of rows | 1 |
| Solder pin length (l) | 3.5 mm | Solder pin dimensions | 0.8 x 1.0 mm, 0.75 x 0.9 mm |
| Solder eyelet hole diameter (D) | 1.3 mm | Solder eyelet hole diameter tolerance (D)+ | 0,1 mm |
| Number of solder pins per pole | 2 | L1 in mm | 65.00 mm |
| L1 in inches | 2.559 " | Touch-safe protection acc. to DIN VDE 0470 | IP 00 |
| Protection degree | IP20 | Volume resistance | 1.20 mΩ |

Material data

| | | | |
|---------------------------------------|----------|---------------------------------------|-----------------------------|
| Insulating material | PA | Colour | orange |
| Colour chart (similar) | RAL 2000 | Insulating material group | I |
| Comparative Tracking Index (CTI) | ≥ 600 | Moisture Level (MSL) | |
| UL 94 flammability rating | V-2 | Contact material | Cu-alloy |
| Contact surface | tinned | Layer structure of solder connection | 1.5...3 μm Ni / 5...7 μm Sn |
| Storage temperature, min. | -40 °C | Storage temperature, max. | 70 °C |
| Operating temperature, min. | -50 °C | Operating temperature, max. | 100 °C |
| Temperature range, installation, min. | -25 °C | Temperature range, installation, max. | 100 °C |

Conductors suitable for connection

| | |
|----------------|--|
| Reference text | Length of ferrules is to be chosen depending on the product and the rated voltage., The outside diameter of the plastic collar should not be larger than the pitch (P) |
|----------------|--|

PCF 5.00/14/90 3.5SN OR BX

Weidmüller Interface GmbH & Co. KG
 Klingenbergstraße 26
 D-32758 Detmold
 Germany

www.weidmueller.com

Technical data

Rated data acc. to IEC

| | | | |
|---|------------------------|---|------------------|
| tested acc. to standard | IEC 60664-1, IEC 61984 | Rated current, min. number of poles (Tu=20°C) | 24 A |
| Rated current, max. number of poles (Tu=20°C) | 21 A | Rated current, min. number of poles (Tu=40°C) | 24 A |
| Rated current, max. number of poles (Tu=40°C) | 18 A | Rated voltage for surge voltage class / pollution degree II/2 | 630 V |
| Rated voltage for surge voltage class / pollution degree III/2 | 320 V | Rated voltage for surge voltage class / pollution degree III/3 | 250 V |
| Rated impulse voltage for surge voltage class/ pollution degree II/2 | 4 kV | Rated impulse voltage for surge voltage class/ pollution degree III/2 | 4 kV |
| Rated impulse voltage for surge voltage class/ contamination degree III/3 | 4 kV | Short-time withstand current resistance | 3 x 1s mit 192 A |

Rated data acc. to CSA

| | | | |
|-----------------------------------|--|-----------------------------------|-----------|
| Institute (CSA) | CSA | Certificate No. (CSA) | 12400-282 |
| Rated voltage (Use group B / CSA) | 150 V | Rated voltage (Use group D / CSA) | 300 V |
| Rated current (Use group B / CSA) | 15 A | Rated current (Use group D / CSA) | 10 A |
| Reference to approval values | Specifications are maximum values, details - see approval certificate. | | |

Rated data acc. to UL 1059

| | | | |
|---------------------------------------|-------|---------------------------------------|-------|
| Rated voltage (Use group B / UL 1059) | 150 V | Rated voltage (Use group D / UL 1059) | 300 V |
| Rated current (Use group B / UL 1059) | 15 A | Rated current (Use group D / UL 1059) | 10 A |

Packing

| | | | |
|-----------|---------|------------|---------|
| Packaging | Box | VPE length | 1.00 mm |
| VPE width | 1.00 mm | VPE height | 1.00 mm |

Type tests

| | | |
|------------------------------|------------|--|
| Test: Durability of markings | Standard | DIN IEC 60512-2 section 1 / 05.94 |
| | Test | mark of origin, type identification, approval marking UL, approval marking CSA, durability available |
| | Evaluation | available |

Important note

| | |
|----------------|--|
| IPC conformity | Conformity: The products are developed, manufactured and delivered according international recognized standards and norms and comply with the assured properties in the data sheet resp. fulfill decorative properties in accordance with IPC-A-610 "Class 2". Further claims on the products can be evaluated on request. |
| Notes | <ul style="list-style-type: none"> Long term storage of the product with average temperature of 50 °C and maximum humidity 70%, 36 months |

Classifications

| | | | |
|-------------|-------------|-------------|-------------|
| ETIM 8.0 | EC002643 | ETIM 9.0 | EC002643 |
| ETIM 10.0 | EC002643 | ECLASS 14.0 | 27-46-01-01 |
| ECLASS 15.0 | 27-46-01-01 | | |


PCF 5.00/14/90 3.5SN OR BX

Weidmüller Interface GmbH & Co. KG
Klingenbergstraße 26
D-32758 Detmold
Germany

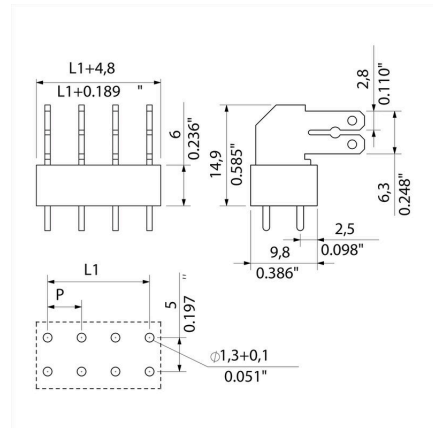
www.weidmueller.com

Drawings

Product image



Dimensional drawing



PCF 5.00/14/90 3.5SN OR BX

Weidmüller Interface GmbH & Co. KG
Klingenbergstraße 26
D-32758 Detmold
Germany

www.weidmueller.com

Accessories

Cross-connections



Large potential for small terminals.
For efficient electrical distribution directly at the connection:

- Isolated comb rail
- Available with the most standard pole numbers
- Easy to shorten

Simply reduce in size to match the number of poles and connect with the conductor in a single working procedure.

For retrofitting or deliberate reduction of the thermal load on the PCB.

General ordering data

| | | | |
|------------|----------------------------|---|--|
| Type | PCF CROSSLINK 5MM PITCH | Version | |
| Order No. | 6382680000 | Printed circuit board terminals, Accessories, Cross-connector, Number | |
| GTIN (EAN) | 4008190549541 | of poles: 2 | |
| Qty. | 1000 ST | | |