

## SAIL-ZW-M8BG-3-5.0U

**Weidmüller Interface GmbH & Co. KG**

Klingenbergstraße 26

D-32758 Detmold

Germany

[www.weidmueller.com](http://www.weidmueller.com)



Sensor/actuator cables are used for wiring sensors and actuators and for transmitting data or power in various applications. The moulded cable offers connected and tested connection of the plug-in connector to the cable ex-works. The cables may be exposed to a wide range of conditions, such as humidity, dust, heat, cold, shock or vibration.

Our developers have focused specifically on this issue and designed a host of different M8 and M12 sensor-actuator cables so you are bound to find the solution you need for your application.

Is there something you have not managed to find or you feel needs explanation? Talk to us!

### General ordering data

Version	Sensor/actuator line, Connecting line, M12 / M8, Number of poles : 3, 5 m, Twin cabling, pin, straight, 2x socket, straight, Shielded: No, LED: No, Sheath material: PUR, Halogen: No
Order No.	<a href="#">9457490500</a>
Type	SAIL-ZW-M8BG-3-5.0U
GTIN (EAN)	4008190300340
Qty.	1 items

## SAIL-ZW-M8BG-3-5.0U

Weidmüller Interface GmbH & Co. KG  
Klingenbergstraße 26  
D-32758 Detmold  
Germany

www.weidmueller.com

## Technical data

## Approvals

Approvals



ROHS Conform

## Dimensions and weights

Net weight 203.28 g

## Environmental Product Compliance

RoHS Compliance Status Compliant with exemption  
RoHS Exemption (if applicable/known) 6c  
REACH SVHC Lead 7439-92-1  
SCIP 1c533b66-fcff-4da5-b89f-fd55fbf5cb55

## Technical specifications for cable

Cable length	5 m	Sheathing colour	black
Resistance to oils	Yes	Suitable for cable carriers	Yes
Core cross-section	0.25 mm <sup>2</sup>	Shielded	No
Halogen	No	Insulation	PP
Acceleration	5 m/s <sup>2</sup>	Bending radius, min., moving	10 x cable diameter
Bending radius, min., stationary	5 x cable diameter	Bending cycles	12 Mio
Resistance to spread of flame	in accordance with IEC 60332-2-2, In accordance with UL1581 UL / CUL FT2	Speed	3.33 m/s
Sheath material	PUR	Configurable cable length	No
Hydrolysis and microbe resistant	Yes	Outer cladding in accordance with UL AWM style	20549 (80 °C / 300 V)
Core in accordance with UL AWM style	10493 (80 °C / 300 V)	Welding spark resistance	No
Colour coding	brown, blue, black	Torsion resistance	180 °/m
Temperature range, stationary	-50...80 °C	Resistant to welding beads	No
Bending cycles at torsion	> 5 Mio.	Temperature range, moving	-25...60 °C
Length of torsion	1 m	Number of poles	3
Outside diameter	3.6 mm ± 0.15 mm		

## General technical data

Coding	M12 = A, M8 = none	Connection thread	M12 / M8
Contact surface	Gold-plated	LED	No
Version	Twin cabling, pin, straight, 2x socket, straight	Housing main material	PUR
Insulation resistance	108 Ω	Contact material	CuZn35PB2
Nominal voltage	60 V	Nominal current	4 A
AF size	12 mm	Protection degree	IP65, IP66, IP67, IP68, when screwed in
Plugging cycles jumpered	≥ 100	Pollution severity	3
Temperature range of housing	-25...+85 °C	Threaded ring material	Diecast zinc, Brass, nickel-plated
		Tightening torque	M8: 0.5 - 0.6 Nm, M12: 0.8 - 1.2 Nm

## SAIL-ZW-M8BG-3-5.0U

**Weidmüller Interface GmbH & Co. KG**  
 Klingenbergstraße 26  
 D-32758 Detmold  
 Germany

[www.weidmueller.com](http://www.weidmueller.com)

## Technical data

### Electrical properties

Insulation resistance	108 Ω	Nominal voltage	60 V
-----------------------	-------	-----------------	------

### General standards

Connector standard	IEC 61076-2-101, IEC 61076-2-104
--------------------	----------------------------------

### Standards

Connector standard	IEC 61076-2-101, IEC 61076-2-104
--------------------	----------------------------------

### Plug, left

Plug left	M12, A-coded, Number of poles: 4, male contact, straight, plug, unshielded
-----------	--

### Classifications

ETIM 8.0	EC001855	ETIM 9.0	EC001855
ETIM 10.0	EC001855	ECLASS 14.0	27-06-03-11
ECLASS 15.0	27-06-03-11		

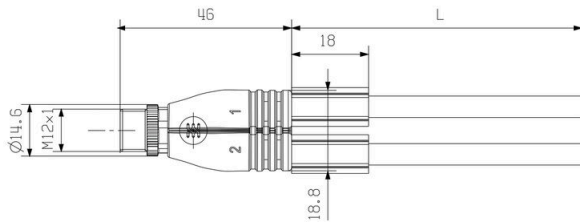
**SAIL-ZW-M8BG-3-5.0U**

**Weidmüller Interface GmbH & Co. KG**  
 Klingenbergstraße 26  
 D-32758 Detmold  
 Germany

www.weidmueller.com

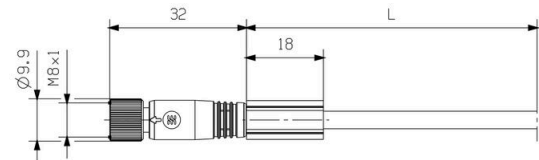
**Drawings**

**Dimensioned drawing**



Twin male connector, straight

**Dimensioned drawing**



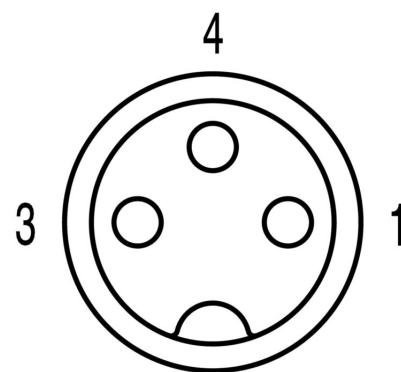
Straight socket

**Pole scheme**



Twin male connector

**Pole scheme**



Socket

# Drawings

## Wiring diagram



## The ideal tool: Screwty® with torque function

Light, securely screwed-in round plug-in connectors. Screwty set DM / VPE: 1 / Order No.: 1920000000 Adapters: M12, M12 F, M8, M8 F