Data sheet

SAIL-M12GM12G-3-4.3U

Weidmüller Interface GmbH & Co. KG
Klingenbergstraße 26
D-32758 Detmold
Germany

www.weidmueller.com

Sensor/actuator cables are used for wiring sensors and actuators and for transmitting data or power in various applications. The moulded cable offers connected and tested connection of the plug-in connector to the cable ex-works. The cables may be exposed to a wide range of conditions, such as humidity, dust, heat, cold, shock or vibration.
Our developers have focused specifically on this issue and designed a host of different M8 and M12 sensor-actuator cables so you are bound to find the solution you need for your application.
Is there something you have not managed to find or you feel needs explanation? Talk to us!

General ordering data

Version	Sensor/actuator line, Connecting line, M12 / M12, Number of poles : 3, 4.3 m, pin, straight - socket, straight, Shielded: No, LED: No, Sheath material: PUR, Halogen: No
Order No.	9457230430
Type	SAIL-M12GM12G-3-4.3U
GTIN (EAN)	4050118620245
Qty.	1 items

SAIL-M12GM12G-3-4.3U

Weidmüller Interface GmbH & Co. KG
Klingenbergstraße 26
D-32758 Detmold
Germany

www.weidmueller.com

Technical data

Approvals

Approvals	
ROHS	Conform

Dimensions and weights

Diameter	3.8 mm	Net weight	250 g

Environmental Product Compliance

RoHS Compliance Status	Compliant with exemption
RoHS Exemption (if applicable/known)	6c
REACH SVHC	Lead 7439-92-1
SCIP	1c533b66-fcff-4da5-b89f-fd55fbf5cb55

Technical specifications for cable

Cable length	4.3 m	Sheathing colour	black
Resistance to oils	Yes	Suitable for cable carriers	Yes
Core cross-section	0.34 mm²	Shielded	No
Halogen	No	Insulation	PP
Acceleration	5 m/s²	Bending radius, min., moving	10 x cable diameter
Bending radius, min., stationary	5 x cable diameter	Bending cycles	12 Mio
Resistance to spread of flame	In accordance with UL1581 UL / CUL FT2, in accordance with IEC 60332-2-2	Speed	3.33 m/s
Sheath material	PUR	Configurable cable length	Yes
LABS-free	Yes	Hydrolysis and microbe resistant	Yes
Outer cladding in accordance with UL AWM style	20549 (80 °C / 300 V)	Core in accordance with UL AWM style	10493 (80 °C / 300 V)
Irradiation crosslinked	No	Welding spark resistance	No
Colour coding	brown, blue, black	Torsion resistance	180 °/m
Temperature range, stationary	-50...80 °C	Resistant to welding beads	No
Bending cycles at torsion	> 5 Mio.	Temperature range, moving	-25...60 °C
Length of torsion	1 m	Sheath material hygroscopic	Yes
Number of poles	3	Outside diameter	3.8 mm ± 0.15 mm

General technical data

Connection thread	M12 / M12	Contact surface	Gold-plated
LED	No	Version	pin, straight - socket, straight
Housing main material	PUR	Insulation resistance	108 Ω
Nominal voltage	250 V	Nominal current	4 A
Protection degree	IP65, IP66, IP67, IP68, when screwed in, IP69	Plugging cycles	≥ 100
Pollution severity	3	Threaded ring material	Diecast zinc
Temperature range of housing	-25...+85 °C	Shock and vibration proof according to	Section B

Electrical properties

Insulation resistance	108 Ω	Nominal voltage	250 V

SAIL-M12GM12G-3-4.3U

Weidmüller Interface GmbH & Co. KG
Klingenbergstraße 26
D-32758 Detmold
Germany

www.weidmueller.com

Technical data

Standards

Shock and vibration proof according to	Section B

Plug, left

Plug left	M12, A-coded, IP69, male contact, straight, Plastic, unshielded

Plug, right

Plug right	M12, A-coded, IP69, female contact, straight, Plastic, unshielded

Classifications

ETIM 8.0	EC001855	ETIM 9.0	EC001855
ETIM 10.0	EC001855	ECLASS 14.0	27-06-03-11
ECLASS 15.0	27-06-03-11		

SAIL-M12GM12G-3-4.3U

Weidmüller Interface GmbH & Co. KG
Klingenbergstraße 26
D-32758 Detmold
Germany

www.weidmueller.com

Drawings

Dimensioned drawing

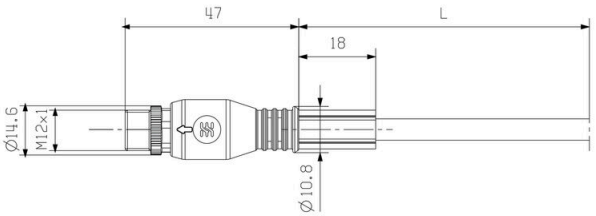

Male, straight

Dimensioned drawing

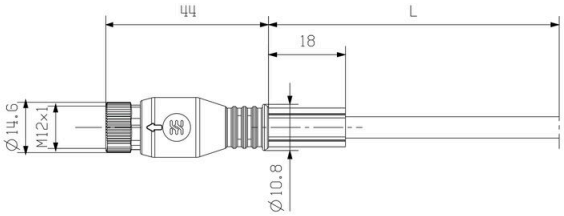

Straight socket

Pole scheme

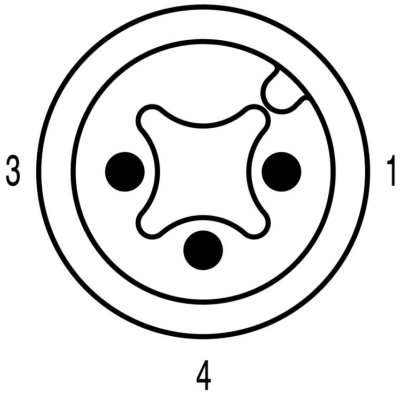

Male

Pole scheme

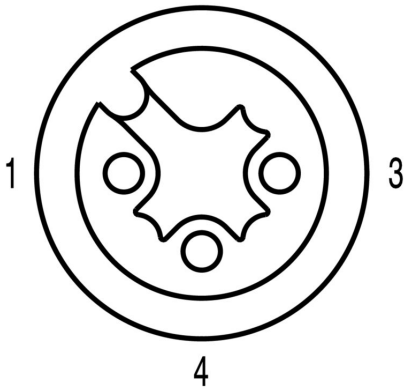

Socket

SAIL-M12GM12G-3-4.3U

Weidmüller Interface GmbH & Co. KG
Klingenbergstraße 26
D-32758 Detmold
Germany

www.weidmueller.com

Drawings

Wiring diagram

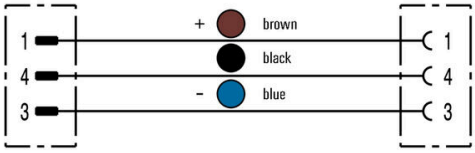

The ideal tool: Screwty ® with torque function

Light, securely screwed-in round plug-in connectors. Screwty set DM / VPE: 1 / Order No.: 1920000000 Adapters: M12, M12 F, M8, M8 F