

## SAIL-M12GM12G-3-1.5U

**Weidmüller Interface GmbH & Co. KG**

Klingenbergstraße 26

D-32758 Detmold

Germany

[www.weidmueller.com](http://www.weidmueller.com)



Sensor/actuator cables are used for wiring sensors and actuators and for transmitting data or power in various applications. The moulded cable offers connected and tested connection of the plug-in connector to the cable ex-works. The cables may be exposed to a wide range of conditions, such as humidity, dust, heat, cold, shock or vibration.

Our developers have focused specifically on this issue and designed a host of different M8 and M12 sensor-actuator cables so you are bound to find the solution you need for your application.

Is there something you have not managed to find or you feel needs explanation? Talk to us!

### General ordering data

Version	Sensor/actuator line, Connecting line, M12 / M12, Number of poles : 3, 1.5 m, pin, straight - socket, straight, Shielded: No, LED: No, Sheath material: PUR, Halogen: No
Order No.	<a href="#">9457230150</a>
Type	SAIL-M12GM12G-3-1.5U
GTIN (EAN)	4032248230075
Qty.	1 items

## SAIL-M12GM12G-3-1.5U

Weidmüller Interface GmbH &amp; Co. KG

Klingenbergstraße 26

D-32758 Detmold

Germany

www.weidmueller.com

## Technical data

## Approvals

Approvals



ROHS Conform

UL File Number Search [UL Website](#)

Certificate no. (cULus) E307231

## Dimensions and weights

Diameter	3.8 mm	Net weight	48.4 g
----------	--------	------------	--------

## Environmental Product Compliance

RoHS Compliance Status Compliant with exemption

RoHS Exemption (if applicable/known) 6c

REACH SVHC Lead 7439-92-1

SCIP 1c533b66-fcff-4da5-b89f-fd55fbf5cb55

## Technical specifications for cable

Cable length	1.5 m	Sheathing colour	black
Resistance to oils	Yes	Suitable for cable carriers	Yes
Core cross-section	0.34 mm <sup>2</sup>	Shielded	No
Halogen	No	Insulation	PP
Acceleration	5 m/s <sup>2</sup>	Bending radius, min., moving	10 x cable diameter
Bending radius, min., stationary	5 x cable diameter	Bending cycles	12 Mio
Resistance to spread of flame	In accordance with UL1581 UL / CUL FT2, in accordance with IEC 60332-2-2	Speed	3.33 m/s
Sheath material	PUR	Configurable cable length	Yes
LABS-free	Yes	Hydrolysis and microbe resistant	Yes
Outer cladding in accordance with UL AWM style	20549 (80 °C / 300 V)	Core in accordance with UL AWM style	10493 (80 °C / 300 V)
Irradiation crosslinked	No	Welding spark resistance	No
Colour coding	brown, blue, black	Torsion resistance	180 °/m
Temperature range, stationary	-50...80 °C	Resistant to welding beads	No
Bending cycles at torsion	> 5 Mio.	Temperature range, moving	-25...60 °C
Length of torsion	1 m	Sheath material hygroscopic	Yes
Number of poles	3	Outside diameter	3.8 mm ± 0.15 mm

## General technical data

Coding	A-coded	Connection thread	M12 / M12
Contact surface	Gold-plated	LED	No
Version	pin, straight - socket, straight	Housing main material	PUR
Insulation resistance	108 Ω	Nominal voltage	250 V
Nominal current	4 A	AF size	12 mm
Protection degree	IP65, IP66, IP67, IP68, IP69, when screwed in	Plugging cycles	≥ 100
Pollution severity	3	jumped	No
Threaded ring material	Diecast zinc	Temperature range of housing	-25...+85 °C
Shock and vibration proof according to	Section B	Tightening torque	M12: 0.8 - 1.2 Nm

**SAIL-M12GM12G-3-1.5U**

**Weidmüller Interface GmbH & Co. KG**  
 Klingenbergstraße 26  
 D-32758 Detmold  
 Germany

www.weidmueller.com

**Technical data**

**Electrical properties**

Insulation resistance	108 Ω	Nominal voltage	250 V
-----------------------	-------	-----------------	-------

**General standards**

Connector standard	IEC 61076-2-101	Certificate no. (cULus)	E307231
--------------------	-----------------	-------------------------	---------

**Standards**

Connector standard	IEC 61076-2-101	Shock and vibration proof according to	Section B
--------------------	-----------------	--	-----------

**Plug, left**

Plug left	M12, A-coded, IP69, male contact, straight, Plastic, unshielded
-----------	---

**Plug, right**

Plug right	M12, A-coded, IP69, female contact, straight, Plastic, unshielded
------------	---

**Classifications**

ETIM 8.0	EC001855	ETIM 9.0	EC001855
ETIM 10.0	EC001855	ECLASS 14.0	27-06-03-11
ECLASS 15.0	27-06-03-11		

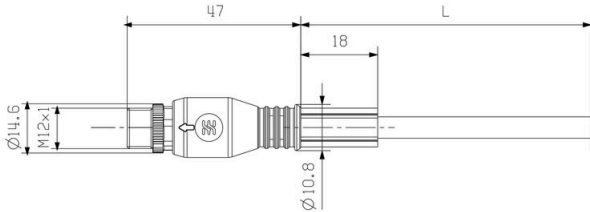
**SAIL-M12GM12G-3-1.5U**

**Weidmüller Interface GmbH & Co. KG**  
 Klingenbergstraße 26  
 D-32758 Detmold  
 Germany

www.weidmueller.com

**Drawings**

**Dimensioned drawing**




Male, straight

**Dimensioned drawing**




Straight socket

**Pole scheme**



4  
Male

**Pole scheme**



4  
Socket

## SAIL-M12GM12G-3-1.5U

**Weidmüller Interface GmbH & Co. KG**  
Klingenbergstraße 26  
D-32758 Detmold  
Germany

[www.weidmueller.com](http://www.weidmueller.com)

# Drawings

### Wiring diagram

### The ideal tool: Screwty® with torque function



Light, securely screwed-in round plug-in connectors. Screwty set DM / VPE: 1 / Order No.: 1920000000 Adapters: M12, M12 F, M8, M8 F