

SAIL-M12GM12G-2/4-0.6U

Weidmüller Interface GmbH & Co. KG

Klingenbergstraße 26

D-32758 Detmold

Germany

www.weidmueller.com



Sensor/actuator cables are used for wiring sensors and actuators and for transmitting data or power in various applications. The moulded cable offers connected and tested connection of the plug-in connector to the cable ex-works. The cables may be exposed to a wide range of conditions, such as humidity, dust, heat, cold, shock or vibration.

Our developers have focused specifically on this issue and designed a host of different M8 and M12 sensor-actuator cables so you are bound to find the solution you need for your application.

Is there something you have not managed to find or you feel needs explanation? Talk to us!

General ordering data

| | |
|------------|--|
| Version | Sensor/actuator line, Connecting line, M12 / M12, Number of poles : 3, 0.6 m, pin, straight - socket, straight, Shielded: No, LED: No, Sheath material: PUR, Halogen: No |
| Order No. | 9456960000 |
| Type | SAIL-M12GM12G-2/4-0.6U |
| GTIN (EAN) | 4008190304959 |
| Qty. | 1 items |

SAIL-M12GM12G-2/4-0.6U

Weidmüller Interface GmbH & Co. KG

Klingenbergstraße 26

D-32758 Detmold

Germany

www.weidmueller.com

Technical data

Approvals

Approvals



ROHS Conform

UL File Number Search [UL Website](#)

Certificate no. (cULus) E307231

Dimensions and weights

| | | | |
|----------|--------|-----------------|-------------|
| Length | 600 mm | Length (inches) | 23.622 inch |
| Diameter | 3.8 mm | Net weight | 36.08 g |

Environmental Product Compliance

| | |
|--------------------------------------|--------------------------------------|
| RoHS Compliance Status | Compliant with exemption |
| RoHS Exemption (if applicable/known) | 6c |
| REACH SVHC | Lead 7439-92-1 |
| SCIP | 1c533b66-fcff-4da5-b89f-fd55fbf5cb55 |

Technical specifications for cable

| | | | |
|--|--|--------------------------------------|-----------------------|
| Cable length | 0.6 m | Sheathing colour | black |
| Resistance to oils | Yes | Suitable for cable carriers | Yes |
| Core cross-section | 0.34 mm ² | Shielded | No |
| Halogen | No | Insulation | PP |
| Acceleration | 5 m/s ² | Bending radius, min., moving | 10 x cable diameter |
| Bending radius, min., stationary | 5 x cable diameter | Bending cycles | 12 Mio |
| Resistance to spread of flame | In accordance with UL1581 UL / CUL FT2, in accordance with IEC 60332-2-2 | Speed | 3.33 m/s |
| Sheath material | PUR | Configurable cable length | Yes |
| LABS-free | Yes | Hydrolysis and microbe resistant | Yes |
| Outer cladding in accordance with UL AWM style | 20549 (80 °C / 300 V) | Core in accordance with UL AWM style | 10493 (80 °C / 300 V) |
| Irradiation crosslinked | No | Welding spark resistance | No |
| Colour coding | brown, blue, black | Torsion resistance | 180 °/m |
| Temperature range, stationary | -50...80 °C | Resistant to welding beads | No |
| Bending cycles at torsion | > 5 Mio. | Temperature range, moving | -25...60 °C |
| Length of torsion | 1 m | Sheath material hygroscopic | Yes |
| Number of poles | 3 | Outside diameter | 3.8 mm ± 0.15 mm |

General technical data

| | | | |
|------------------------------|----------------------------------|--|---|
| Coding | A-coded | Connection thread | M12 / M12 |
| Contact surface | Gold-plated | LED | No |
| Version | pin, straight - socket, straight | Housing main material | PUR |
| Insulation resistance | 108 Ω | Nominal voltage | 250 V |
| Nominal current | 4 A | Protection degree | IP65, IP66, IP67, IP68, when screwed in, IP69 |
| Plugging cycles | ≥ 100 | Pollution severity | 3 |
| jumpered | 2/4 | Threaded ring material | Diecast zinc |
| Temperature range of housing | -25...+85 °C | Shock and vibration proof according to | Section B |
| Tightening torque | M12: 0.8 - 1.2 Nm | | |

Creation date 24.02.2026 04:05:11 MEZ

Catalogue status / Drawings

SAIL-M12GM12G-2/4-0.6U

Weidmüller Interface GmbH & Co. KG
 Klingenbergstraße 26
 D-32758 Detmold
 Germany

www.weidmueller.com

Technical data

Electrical properties

| | | | |
|-----------------------|-------|-----------------|-------|
| Insulation resistance | 108 Ω | Nominal voltage | 250 V |
|-----------------------|-------|-----------------|-------|

General standards

| | | | |
|--------------------|-----------------|-------------------------|---------|
| Connector standard | IEC 61076-2-101 | Certificate no. (cULus) | E307231 |
|--------------------|-----------------|-------------------------|---------|

Standards

| | | | |
|--------------------|-----------------|--|-----------|
| Connector standard | IEC 61076-2-101 | Shock and vibration proof according to | Section B |
|--------------------|-----------------|--|-----------|

Plug, left

| | | | |
|-----------|---|--|--|
| Plug left | M12, A-coded, IP69, male contact, straight, Plastic, unshielded | | |
|-----------|---|--|--|

Plug, right

| | | | |
|------------|---|--|--|
| Plug right | M12, A-coded, IP69, female contact, straight, Plastic, unshielded | | |
|------------|---|--|--|

Classifications

| | | | |
|-------------|-------------|-------------|-------------|
| ETIM 8.0 | EC001855 | ETIM 9.0 | EC001855 |
| ETIM 10.0 | EC001855 | ECLASS 14.0 | 27-06-03-11 |
| ECLASS 15.0 | 27-06-03-11 | | |

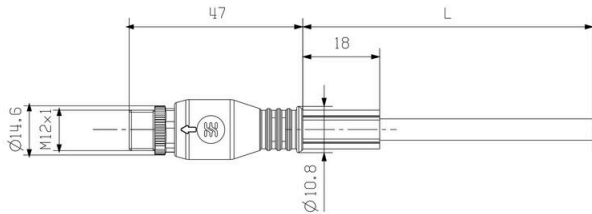
SAIL-M12GM12G-2/4-0.6U

Weidmüller Interface GmbH & Co. KG
 Klingenbergstraße 26
 D-32758 Detmold
 Germany

www.weidmueller.com

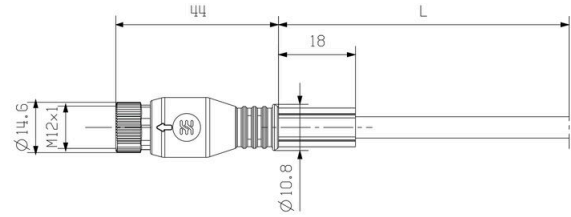
Drawings

Dimensioned drawing



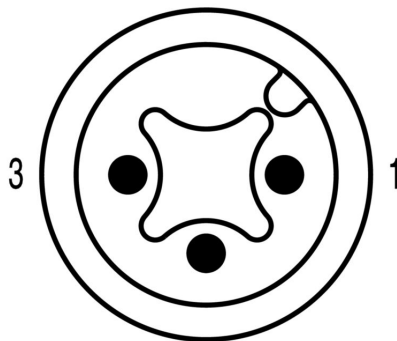
Male, straight

Dimensioned drawing




Straight socket

Pole scheme



4
Male

Pole scheme



4
Socket

SAIL-M12GM12G-2/4-0.6U

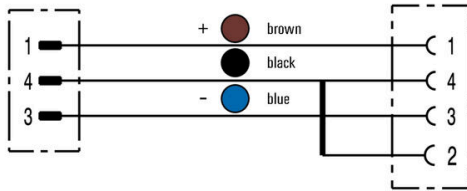
Weidmüller Interface GmbH & Co. KG
Klingenbergstraße 26
D-32758 Detmold
Germany

Drawings

www.weidmueller.com

Wiring diagram

The ideal tool: Screwty® with torque function



Light, securely screwed-in round plug-in connectors. Screwty set DM / VPE: 1 / Order No.: 1920000000 Adapters: M12, M12 F, M8, M8 F