

VSPC 3/4WIRE 5VDC EX
Weidmüller Interface GmbH & Co. KG

Klingenbergstraße 26

D-32758 Detmold

Germany

www.weidmueller.com


3 or 4-wire system protection includes the following signals:

- PT100, measuring bridges, DMS sensors, measuring bridges, ...
- Pluggable arrester, for interruption-free and impedance-neutral plug-in and pull-out
- Can be tested with V-TEST testing device
- Space-saving design for up to 4 binary signals
- Version with floating-earth PE connection used to avoid interference currents that result from differences in voltage potential
- For use in compliance with the IEC 62305 and IEC61643-22 (D1, C1, C2 and C3) installation standards
- Integrated PE foot safely discharges up to 20 kA (8/20 µs) and 2.5 kA (10/350 µs) to the PE
- Colour coding of the voltage levels for fast identification in the cabinet
- Safety function through coding elements for different voltage levels

General ordering data

Version	Surge protection for instrumentation and control, without warning function / function indicator
Order No.	8953650000
Type	VSPC 3/4WIRE 5VDC EX
GTIN (EAN)	4032248745807
Qty.	1 items

VSPC 3/4WIRE 5VDC EX

Weidmüller Interface GmbH & Co. KG

Klingenbergstraße 26

D-32758 Detmold

Germany

www.weidmueller.com

Technical data

Approvals

Approvals



ROHS Conform

Dimensions and weights

Depth	69 mm	Depth (inches)	2.7165 inch
Height	98 mm	Height (inches)	3.8583 inch
Width	17.8 mm	Width (inches)	0.7008 inch
Net weight	53 g		

Temperatures

Storage temperature	-40 °C...80 °C	Ambient temperature	-40 °C...70 °C
Operating temperature	-40 °C...70 °C	Humidity	5...96 %

Probability of failure

SIL in compliance with IEC 61508	3	MTTF	2655 a
SFF	95.33 %	λges	43
PFH in 1*10 ⁻⁹ per hour	7		

Environmental Product Compliance

RoHS Compliance Status	Compliant with exemption
RoHS Exemption (if applicable/known)	7a
REACH SVHC	Lead 7439-92-1
SCIP	71e97bb7-979f-4330-94c0-20c629bb05e3

Protection Ex - Data

ATEX - dust labelling	II 1 D Ex ia IIC T135 °C ... T85 °C Da	ATEX - gas labelling	II 1 G Ex ia IIC T4... T6 Ga
Certificate No. (ATEX)	KEMA10ATEX0148X	IECEx - dust labelling	II 1 D Ex ia IIC T135 °C ... T85 °C Da
IECEx - gas labelling	II 1 G Ex ia IIC T4... T6 Ga	Input power, max. PI	3 W
Internal capacity, max. CI	<4 nF	Internal inductance, max. LI	0 µH
Temperature class T4/135°C (-40°C ... +85°C) li	350 mA	Temperature class T5/100°C (-40 °C ... +75°C) li	250 mA
Temperature class T6/85 °C (-40 °C ... +60°C) li	250 mA		

CSA protection data

Gas group D	IIA	Gas groups A, B	IIC
Gas group C	IIB	Internal inductance, max. LI	0 µH
Internal capacity, max. CI	4 nF		

General data

Optical function display	No	Segment	Measurement - Monitoring - Setting
Version	without warning function / function indicator	Colour	Light Blue

VSPC 3/4WIRE 5VDC EX

Weidmüller Interface GmbH & Co. KG

Klingenbergstraße 26

D-32758 Detmold

Germany

www.weidmueller.com

Technical data

Protection degree IP20

Insulation coordination acc. to EN 50178

Surge voltage category III Pollution severity 2

Rated data IEC / EN

Number of poles	2	Rated current I _N	300 mA
Protection level on output side Wire-wire 35 V 1 kV/μs, typically		Protection level on output side Wire-PE 1 kV/μs, typically	250 V
Protection level on output side Wire-wire 35 V 8/20 μs, typically		Protection level, UP wire - wire	35 V
Voltage type	DC	Volume resistance	0.20 Ω
Frequency range, max.	750 kHz	Capacitance	2.3 pF
Standards	IEC 61643-21, IEC 62305	Dielectric strength at FG against PE	≥ 500 V
Requirements category acc. to IEC 61643-21	C1, C3, C2	Lightning test current, limp (10/350 μs) wire-wire	2.5 kA
Surge current-carrying capacity D1	2.5 kA 10/350 μs	Surge current-carrying capacity C1	<1 kA 8/20 μs
Surge current-carrying capacity C3	100 A 10/1000 μs	Lightning test current, limp (10/350 μs) GND-PE	2.5 kA
Pulse-reset capacity	≤ 20 ms	Signal transmission properties (-3 dB)	750 KHz
Lightning test current, limp (10/350 μs) Wire-PE	2.5 kA	Overload - failure mode	Modus 2
Discharge current I _{max} (8/20 μs) GND- PE	10 kA	Rated load current I _L	300 mA
Discharge current I _n (8/20 μs) wire-wire	2.5 kA	Discharge current I _{max} (8/20 μs) wire-PE	10 kA
Discharge current I _{max} (8/20 μs) wire- wire	10 kA	Discharge current I _n (8/20 μs) GND-PE	2.5 kA
Surge current-carrying capacity C2	5 kA 8/20 μs		

Further details of approvals

GOST certificate
GOST-Zertifikat -
PDF/7950_n1-n4.pdf
(application/pdf)

Connection data

Type of connection Pluggable in VSPC BASE

Electrical data

Voltage type DC

General data

Number of poles 2 Protection degree IP20
Colour Light Blue

Ratings IECEx/ATEX/cUL

ATEX - dust labelling	II 1 D Ex ia IIC T135 °C ... T85 °C Da	ATEX - gas labelling	II 1 G Ex ia IIC T4... T6 Ga
ATEX certificate	ATEX Certificate	Certificate No. (ATEX)	KEMA10ATEX0148X
IEC Ex certificate	IECEx Zertifikat - PDF/ IECExCertificateDEK.pdf (application/pdf)	IECEx - dust labelling	II 1 D Ex ia IIC T135 °C ... T85 °C Da
IECEx - gas labelling	II 1 G Ex ia IIC T4... T6 Ga	Marking EN 60079	Ex ec nC IIC T4 Gc

VSPC 3/4WIRE 5VDC EX

Weidmüller Interface GmbH & Co. KG

Klingenbergstraße 26

D-32758 Detmold

Germany

www.weidmueller.com

Technical data

cUL certificate

cUL Certificate - pdf/
VSPC.PDF (application/
pdf)

Guarantee

Time interval

5 years

Important note

Product information

Mode 2: State where the voltage-limiting part of the SPD was short-circuited due to a very low impedance within the SPD. The line is inoperable, but the measuring equipment is still protected by means of a short-circuit.

Classifications

ETIM 8.0

EC000943

ETIM 9.0

EC000943

ETIM 10.0

EC000943

ECLASS 14.0

27-17-15-02

ECLASS 15.0

27-17-15-02

Tender specification sheets

Long specification

Surge protection plug for use in connection with the base element VSPC BASE 2/4 CH FG for four floating-ground driven, intrinsically safe signal cables EX ia. Two-stage protection consisting of coarse and fine protection between all signal cables as well as coarse common mode voltage protection to signal ground/earth. Mechanical identification of the plug to the base element according to the switching type and rated voltage. Protected plug with coding pin and counter-profile for the base element. Optical identification of the protected plug based on the type of protected switching and the voltage level. It is possible to mark the plug.

Short specification

Surge protection plug for base element VSPC BASE 2/4 CH FG, transverse voltage coarse and fine protection for four floating-ground powered, intrinsically safe signal cables EX ia, coarse common mode voltage protection to earth. Version: 5 V DC

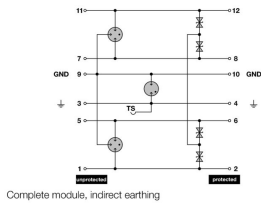
VSPC 3/4WIRE 5VDC EX

Weidmüller Interface GmbH & Co. KG
Klingenbergstraße 26
D-32758 Detmold
Germany

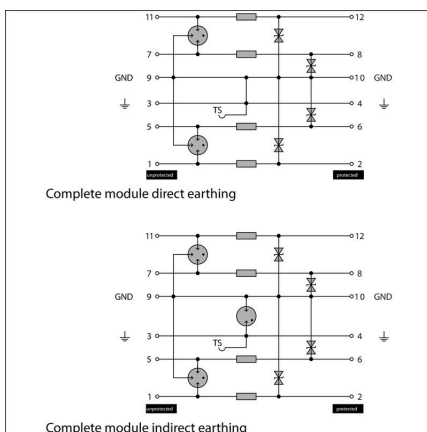
www.weidmueller.com

Drawings

Electric symbol



Circuit diagram



Komplettmodul

VSPC 3/4WIRE 5VDC EX

Weidmüller Interface GmbH & Co. KG
 Klingenbergstraße 26
 D-32758 Detmold
 Germany

www.weidmueller.com

Accessories

V-TEST testing device for VSPC



V-TEST

- Testing device for checking the protective function of the pluggable overvoltage protection PU I, PU II and VSPC series
- Device for implementing the IEC 62305 standard (regarding periodic testing)
- Easy-to-use device with integrated battery set for on-site measurements
- LCD results display
- Menu in two languages
- Including a protective bag and power supply
- User friendly navigation in German and English

The V-TEST is a compact, portable test instrument for the plug-in surge protectors VARITECTOR (VSPC) and the surge protectors for the power supply line PU I and PU II. Using this instrument Weidmüller overvoltage protectors can be tested for their protective function in line with the testing schedules laid down in IEC 62305-3 (DIN VDE 0185 part 3). In a display with background illumination, the test result is indicated with "OK" or "Not OK".

General ordering data

Type	V-TEST	Version
Order No.	8951860000	Lightning and surge protection, Testing device
GTIN (EAN)	4032248743100	
Qty.	1 ST	

Plus



The Dekafix (DEK) marker is the universal marker for all conductor and plug-in connectors as well as for electronic sub-assemblies. The system is ideal for short number sequences and covers a wide range of ready-printed markers.

Strips for fast installation in only one work step. The printing is easy to read, rich in contrast and available in various widths.

- Large range of ready-to-use markers
- Strips for fast installation
- Terminal markers, suitable for all Weidmüller cable connectors
- Available as blank MultiCard or with standard printing

For custom printing: Please send us a file of our labeling software M-Print PRO or M-Print PRO Online (without installation) for your labeling specifications.

General ordering data

Type	DEK 5/5 PLUS MC NE WS	Version
Order No.	1854490000	Dekafix, Terminal marker, 5 x 5 mm, Pitch in mm (P): 5.00
GTIN (EAN)	4032248393596	Weidmueller, white
Qty.	1000 ST	

VSPC 3/4WIRE 5VDC EX

Weidmüller Interface GmbH & Co. KG
Klingenbergstraße 26
D-32758 Detmold
Germany


www.weidmueller.com

Accessories**Indirect earthing / floating ground via sparkover gap, also suitable for EX ia applications**

Base element for the pluggable VSPC arresters. Integrated PE foot in the base of the impedance-neutral VSPC BASE and floating earth PE connection (FG) via integrated sparkover gap, safely discharges up to 20 kA (8/20 µs) and 2.5 kA (10/350 µs) to PE. Suitable for unearthed signal circuits.

General ordering data

Type	VSPC BASE 2/4CH FG EX	Version
Order No.	8951850000	Surge protection, Flange-mounted housing, Flange-mounted housing
GTIN (EAN)	4032248743094	
Qty.	1 ST	

Retaining clip

The interlock mechanism on the VSPC Series pluggable arrester delivers extra reliability and an improved permanent contact under strong vibrating conditions.

General ordering data

Type	VSPC LOCKING CLIP	Version
Order No.	1317340000	Fastening element, Latches
GTIN (EAN)	4050118121179	
Qty.	100 ST	

VSPC 3/4WIRE 5VDC EX

Weidmüller Interface GmbH & Co. KG
Klingenbergstraße 26
D-32758 Detmold
Germany

www.weidmueller.com

Counterpart**Indirect earthing / floating ground via sparkover gap, also suitable for EX ia applications**

Base element for the pluggable VSPC arresters. Integrated PE foot in the base of the impedance-neutral VSPC BASE and floating earth PE connection (FG) via integrated sparkover gap, safely discharges up to 20 kA (8/20 µs) and 2.5 kA (10/350 µs) to PE. Suitable for unearthed signal circuits.

General ordering data

Type	VSPC BASE 2/4CH FG EX	Version	
Order No.	8951850000	Surge protection, Flange-mounted housing, Flange-mounted housing	
GTIN (EAN)	4032248743094		
Qty.	1 ST		