

VSPC RS485 2CH R

Weidmüller Interface GmbH & Co. KG

Klingenbergstraße 26

D-32758 Detmold

Germany

www.weidmueller.com



Under the protection of the data protection RS 485 come the following signals:

- Protection for wire connected serial data transmission – RS 485 or RS 422
- Pluggable arrester, with no-interrupt and impedance-neutral plug-in and pull-out
- Low residual voltage
- Can be used in accordance with the IEC 62305 and IEC61643-22 installation standards
- Can be tested with the V-TEST testing device
- Integrated PE foot, safely discharges up to 20 kA (8/20 µs) and 2.5 kA (10/350 µs) to PE

General ordering data

Version	Surge protection for instrumentation and control, with warning function / function indicator, UP(L/N-PE) 250 V
Order No.	8951670000
Type	VSPC RS485 2CH R
GTIN (EAN)	4032248742912
Qty.	1 items

VSPC RS485 2CH R

Weidmüller Interface GmbH & Co. KG

Klingenbergstraße 26

D-32758 Detmold

Germany

www.weidmueller.com

Technical data

Approvals

Approvals



ROHS Conform

UL File Number Search [UL Website](#)

Certificate No. (UL) E311081

Dimensions and weights

Depth	69 mm	Depth (inches)	2.7165 inch
Height	98 mm	Height (inches)	3.8583 inch
Width	17.8 mm	Width (inches)	0.7008 inch
Net weight	47 g		

Temperatures

Storage temperature	-40 °C...80 °C	Operating temperature	-40 °C...70 °C
Humidity	5...96 %		

Probability of failure

SIL in compliance with IEC 61508	3	MTTF	1266 a
SFF	93.35 %	λges	90
PFH in 1*10 ⁻⁹ per hour	6		

Environmental Product Compliance

RoHS Compliance Status	Compliant with exemption
RoHS Exemption (if applicable/known)	7a, 7cl
REACH SVHC	Lead 7439-92-1
SCIP	71e97bb7-979f-4330-94c0-20c629bb05e3

Rated data UL

Certificate No. (UL)	E311081	UL certificate	UL 497b Certificate - PDF/ E311081VOL1SEC2.pdf (application/pdf)
----------------------	---------	----------------	--

CSA protection data

Gas group D	IIA	Gas groups A, B	IIC
Gas group C	IIB	Internal inductance, max. LI	0 μH
Internal capacity, max. CI	11 nF	Input voltage, max. Ui	6.4 V

General data

Optical function display	green = OK; red = arrester is defective - replace	Segment	Measurement - Monitoring - Setting
Version	with warning function / function indicator	Design	Terminal, miscellaneous
UL 94 flammability rating	V-0	Colour	orange
Protection degree	IP20		

VSPC RS485 2CH R

Weidmüller Interface GmbH & Co. KG

 Klingenbergstraße 26
 D-32758 Detmold
 Germany

www.weidmueller.com

Technical data

Insulation coordination acc. to EN 50178

Surge voltage category	III	Pollution severity	2
------------------------	-----	--------------------	---

Rated data IEC / EN

Number of poles	1	Signalling contact	UN 250 V AC 0.1 A 1CO at VSPC R with VSPC control unit
Rated voltage (AC)	5 V	Rated voltage (DC)	5 V
Rated current I _N	450 mA	Protection level on output side Wire-wire	10 V 1 kV/μs, typically
Protection level on output side Wire-PE	10 V 1kV/μs, typically	Protection level on output side Wire-wire	15 V 8/20 μs, typically
Protection level, UP wire - wire	15 V	Protection level, UP wire - PE	35 V
Protection level UP (typ.)	250 V	Voltage type	AC/DC
Volume resistance	2.20 Ω	Standards	IEC 61643-21
Requirements category acc. to IEC 61643-21	C1, C2, C3, D1	Insertion loss	113.7 MHz
Max. continuous voltage, U _c (AC)	5 V	Max. continuous voltage, U _c (DC)	6.4 V
Lightning test current, I _{imp} (10/350 μs) wire-wire	0.2 kA	Surge current-carrying capacity D1	2.5 kA 10/350 μs
Protection level, UP GND - PE	500 V	Surge current-carrying capacity C1	<1 kA 8/20 μs
Surge current-carrying capacity C3	100 A 10/1000 μs	Lightning test current, I _{imp} (10/350 μs) GND-PE	0.2 kA
Pulse-reset capacity	≤ 20 ms	Signal transmission properties (-3 dB)	113.6 MHz
Lightning test current, I _{imp} (10/350 μs) Wire-PE	2 x 0.2 kA	Overload - failure mode	Modus 2
Discharge current I _{max} (8/20μs) GND-PE	10 kA	Discharge current I _n (8/20μs) wire-wire	2.5 kA
Discharge current I _n (8/20μs) wire-PE	2.5 kA	Discharge current I _{max} (8/20μs) wire-PE	2 x 10 kA
Discharge current I _{max} (8/20μs) wire-wire	10 kA	Discharge current I _n (8/20μs) GND-PE	2.5 kA
Surge current-carrying capacity C2	5 kA 8/20 μs		

Further details of approvals

GOST certificate	GOST-Zertifikat - PDF/7950_n1-n4.pdf (application/pdf)
------------------	--

Connection data

Type of connection	Pluggable in VSPC BASE
--------------------	------------------------

Electrical data

Voltage type	AC/DC
--------------	-------

General data

Number of poles	1	Protection degree	IP20
Colour	orange		

Ratings IECEx/ATEX/cUL

cUL certificate	cUL Certificate - pdf/ VSPC.PDF (application/ pdf)
-----------------	--

VSPC RS485 2CH R

Weidmüller Interface GmbH & Co. KG
Klingenbergstraße 26
D-32758 Detmold
Germany

www.weidmueller.com

Technical data**Guarantee**

Time interval 5 years

Important note

Product information Mode 2: State where the voltage-limiting part of the SPD was short-circuited due to a very low impedance within the SPD. The line is inoperable, but the measuring equipment is still protected by means of a short-circuit.

Classifications

ETIM 8.0	EC000943	ETIM 9.0	EC000943
ETIM 10.0	EC000943	ECLASS 14.0	27-17-15-03
ECLASS 15.0	27-17-15-03		

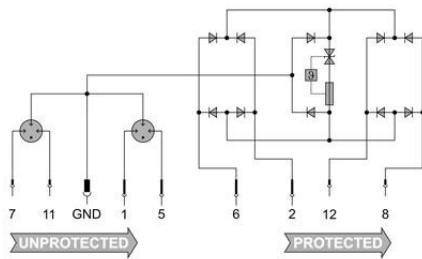
VSPC RS485 2CH R

Weidmüller Interface GmbH & Co. KG
 Klingenbergstraße 26
 D-32758 Detmold
 Germany

Drawings

www.weidmueller.com

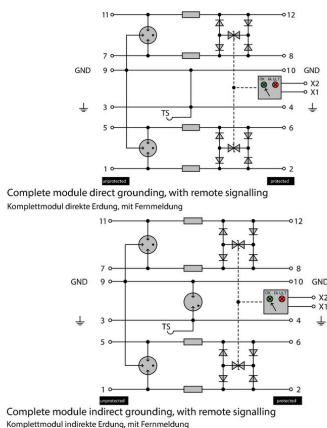
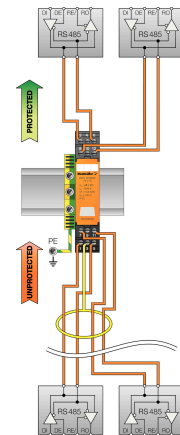
Electric symbol



Circuit diagram

Category	Testing pulse	Surge voltage	Surge current	Pulse Type
C1	Quick-rising edge	0.5 - 2 kV with 1.2/50 µs	0.25 - 1 kA mit 8/20 µs	300 Surge voltage arrester
C2	Quick-rising edge	2 - 10 kV with 1.2/50 µs	1 - 5 kA mit 8/20 µs	10 Surge voltage arrester
C3	Quick-rising edge	≥ 1 kV with 1 kV/µs	10 - 100 A mit 10/10000 µs	300 Surge voltage arrester
D1	High power	≥ 1 kV mit 10/350 µs	0.5 - 2.5 kA 2	Arrester for lightning current and surge voltages

Discharge capacity



Komplettmodul