

## VSPC 4SL 5VDC R

**Weidmüller Interface GmbH & Co. KG**

Klingenbergstraße 26

D-32758 Detmold

Germany

[www.weidmueller.com](http://www.weidmueller.com)



Binary signal (SL – Symmetrical Load) protection includes the following signals:

- Switching signals with and without a common reference potential e.g. 5 V – 24V – 60 V
- Two-conductor systems usually involve a common reference potential of binary sensors, actuators and indicators such as limit switches, buttons, position sensors, photoelectric barriers, contactors, solenoid valves, indicator lamps, etc.
- Pluggable arrester, for interruption-free and impedance-neutral plug-in and pull-out
- Can be tested with the V-TEST testing device
- Version with floating-earth PE connection used to avoid interference currents resulting from differences in potential
- For use in compliance with the IEC 62305 and IEC 61643-22 installation standards (D1, C1, C2 and C3)
- Integrated PE foot safely discharges up to 20 kA (8/20  $\mu$ s) and 2.5 kA (10/350  $\mu$ s) to the PE
- Colour coding of the voltage levels for fast identification on the panel
- Safety function through coding elements for different voltage levels

### General ordering data

Version	Surge protection for instrumentation and control, with warning function / function indicator
Order No.	<a href="#">8951570000</a>
Type	VSPC 4SL 5VDC R
GTIN (EAN)	4032248742813
Qty.	1 items

**VSPC 4SL 5VDC R**

**Weidmüller Interface GmbH & Co. KG**  
 Klingenbergstraße 26  
 D-32758 Detmold  
 Germany

www.weidmueller.com

**Technical data**

**Approvals**

Approvals



ROHS	Conform
UL File Number Search	<a href="#">UL Website</a>
Certificate No. (UL)	E311081

**Dimensions and weights**

Depth	69 mm	Depth (inches)	2.7165 inch
Height	98 mm	Height (inches)	3.8583 inch
Width	17.8 mm	Width (inches)	0.7008 inch
Net weight	50 g		

**Temperatures**

Storage temperature	-40 °C...80 °C	Operating temperature	-40 °C...70 °C
Humidity	5...96 %		

**Probability of failure**

SIL in compliance with IEC 61508	2	MTTF	2665 a
SFF	86.02 %	λges	43
PFH in 1*10 <sup>-9</sup> per hour	10.7		

**Environmental Product Compliance**

RoHS Compliance Status	Compliant with exemption
RoHS Exemption (if applicable/known)	7a, 7cl
REACH SVHC	Lead 7439-92-1
SCIP	71e97bb7-979f-4330-94c0-20c629bb05e3

**Rated data UL**

Certificate No. (UL)	E311081	UL certificate	UL 497b Certificate - PDF/ E311081VOL1SEC2.pdf (application/pdf)
----------------------	---------	----------------	--

**CSA protection data**

Gas group D	IIA	Gas groups A, B	IIC
Gas group C	IIB	Internal inductance, max. LI	0 µH
Internal capacity, max. CI	4 nF	Input voltage, max. Ui	6.4 V

**General data**

Optical function display	green = OK; red = arrester is defective - replace	Segment	Measurement - Monitoring - Setting
Version	with warning function / function indicator	Design	Terminal, miscellaneous
UL 94 flammability rating	V-0	Colour	orange
Protection degree	IP20	protected binary signals	4

## VSPC 4SL 5VDC R

**Weidmüller Interface GmbH & Co. KG**

Klingenbergstraße 26  
D-32758 Detmold  
Germany

www.weidmueller.com

## Technical data

### Insulation coordination acc. to EN 50178

Surge voltage category	III	Pollution severity	2
------------------------	-----	--------------------	---

### Rated data IEC / EN

Number of poles	2	Signalling contact	UN 250 V AC 0.1 A 1CO at VSPC R with VSPC control unit
Rated voltage (DC)	5 V	Rated current I <sub>N</sub>	300 mA
Protection level on output side Wire-wire 25 V 1 kV/μs, typically		Protection level on output side Wire-PE 1 kV/μs, typically	12 V
Protection level on output side Wire-wire 25 V 8/20 μs, typically		Voltage type	DC
Fuse protection	0.5 A	Volume resistance	4.7 Ω
Standards	IEC 61643-21	Requirements category acc. to IEC 61643-21	C1, C2, C3, D1
Max. continuous voltage, U <sub>c</sub> (DC)	6.4 V	Lightning test current, I <sub>imp</sub> (10/350 μs) wire-wire	2.5 kA
Surge current-carrying capacity D1	2.5 kA 10/350 μs	Surge current-carrying capacity C1	<1 kA 8/20 μs
Surge current-carrying capacity C3	100 A 10/1000 μs	Lightning test current, I <sub>imp</sub> (10/350 μs) GND-PE	2.5 kA
Pulse-reset capacity	≤ 20 ms	Signal transmission properties (-3 dB)	1.2 MHz
Lightning test current, I <sub>imp</sub> (10/350 μs) Wire-PE	2.5 kA	Overload - failure mode	Modus 2
Discharge current I <sub>max</sub> (8/20μs) GND- PE	10 kA	Discharge current I <sub>n</sub> (8/20μs) wire-wire	2.5 kA
Discharge current I <sub>max</sub> (8/20μs) wire-PE	10 kA	Discharge current I <sub>max</sub> (8/20μs) wire- wire	10 kA
Discharge current I <sub>n</sub> (8/20μs) GND-PE	2.5 kA	Surge current-carrying capacity C2	5 kA 8/20 μs

### Further details of approvals

GOST certificate	GOST-Zertifikat - PDF/7950_n1-n4.pdf (application/pdf)
------------------	--

### Connection data

Type of connection	Pluggable in VSPC BASE
--------------------	------------------------

### Electrical data

Voltage type	DC
--------------	----

### General data

Number of poles	2	Protection degree	IP20
Colour	orange		

### Ratings IECEx/ATEX/cUL

cUL certificate	cUL Certificate - pdf/ VSPC.PDF (application/ pdf)
-----------------	--

### Guarantee

Time interval	5 years
---------------	---------

## VSPC 4SL 5VDC R

**Weidmüller Interface GmbH & Co. KG**  
 Klingenbergstraße 26  
 D-32758 Detmold  
 Germany

[www.weidmueller.com](http://www.weidmueller.com)

## Technical data

### Important note

**Product information** Mode 2: State where the voltage-limiting part of the SPD was short-circuited due to a very low impedance within the SPD. The line is inoperable, but the measuring equipment is still protected by means of a short-circuit.

### Classifications

ETIM 8.0	EC000943	ETIM 9.0	EC000943
ETIM 10.0	EC000943	ECLASS 14.0	27-17-15-01
ECLASS 15.0	27-17-15-01		

### Tender specification sheets

<b>Long specification</b>	Surge protection plug for use in connection with the base element VSPC BASE 4SL R for four wires with a common ground and with integrated status display and remote monitoring option. Two-stage protection circuit in the plug consisting of coarse protection, decoupling resistors and fine protection between the signal wires and the signal ground/ground/earth. Mechanical identification of the plug to the base element according to the switching type and rated voltage. Protected plug with coding pin and counter-profile for the base element. Optical identification of the protected plug based on the type of protected switching and the voltage level. It is possible to mark the plug.	<b>Short specification</b>	Surge protection plug for base element VSPC BASE 4SL R, with integrated status display and remote monitoring option. Coarse and fine common mode voltage protection for four wires with a common ground. Version: 5 V DC
---------------------------	--	----------------------------	--

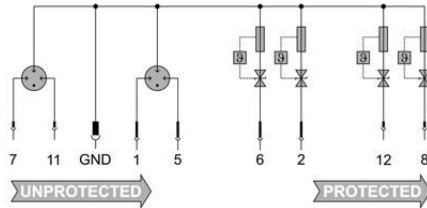
VSPC 4SL 5VDC R

Weidmüller Interface GmbH & Co. KG  
 Klingenbergstraße 26  
 D-32758 Detmold  
 Germany

Drawings

www.weidmueller.com

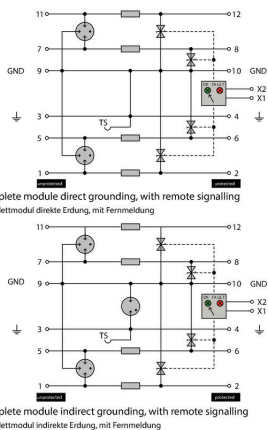
Electric symbol



Circuit diagram

Cate- gory	Testing pulse	Surge voltage	Surge current	Pulse Type
C1	Quick-rising edge	0.5 - 2 kV with 1.2/50 µs	0.25 - 1 kA mit 8/20 µs	300 Surge voltage arrester
C2	Quick-rising edge	2 - 10 kV with 1.2/50 µs	1 - 5 kA mit 8/20 µs	10 Surge voltage arrester
C3	Quick-rising edge	≥ 1 kV with 1 kV/µs	10 - 100 A mit 10/10000 µs	300 Surge voltage arrester
D1	High power	≥ 1 kV mit 10/350 µs	0.5 - 2.5 kA 2	Arrester for lightning current and surge voltages

Discharge capacity



Komplettmodul

## VSPC 4SL 5VDC R

**Weidmüller Interface GmbH & Co. KG**

Klingenbergstraße 26  
D-32758 Detmold  
Germany

[www.weidmueller.com](http://www.weidmueller.com)

## Accessories

### Supply and alert unit for VSPC R arresters



- Signalling module for all VSPCs with status indicator
- Signalling of cable breaks / signal interruptions
- Power supply of 20 to 31 V DC
- No-voltage changeover contact
- Function display with red/green LED
- Functional alerts with different signal types.

### General ordering data

Type	VSPC CONTROL UNIT 24VDC	Version	
Order No.	<a href="#">8972270000</a>		Surge protection for instrumentation and control, with warning
GTIN (EAN)	4032248793488		function / function indicator
Qty.	1 ST		

### V-TEST testing device for VSPC



#### V-TEST

- Testing device for checking the protective function of the pluggable overvoltage protection PU I, PU II and VSPC series
  - Device for implementing the IEC 62305 standard (regarding periodic testing)
  - Easy-to-use device with integrated battery set for on-site measurements
  - LCD results display
  - Menu in two languages
  - Including a protective bag and power supply
  - User friendly navigation in German and English
- The V-TEST is a compact, portable test instrument for the plug-in surge protectors VARITECTOR (VSPC) and the surge protectors for the power supply line PU I and PU II. Using this instrument Weidmüller overvoltage protectors can be tested for their protective function in line with the testing schedules laid down in IEC 62305-3 (DIN VDE 0185 part 3). In a display with background illumination, the test result is indicated with "OK" or "Not OK".

### General ordering data

Type	V-TEST	Version	
Order No.	<a href="#">8951860000</a>		Lightning and surge protection, Testing device
GTIN (EAN)	4032248743100		
Qty.	1 ST		

## VSPC 4SL 5VDC R

**Weidmüller Interface GmbH & Co. KG**  
 Klingenbergstraße 26  
 D-32758 Detmold  
 Germany

www.weidmueller.com

## Accessories

### Plus



The Dekafix (DEK) marker is the universal marker for all conductor and plug-in connectors as well as for electronic sub-assemblies. The system is ideal for short number sequences and covers a wide range of ready-printed markers.

Strips for fast installation in only one work step. The printing is easy to read, rich in contrast and available in various widths.

- Large range of ready-to-use markers
  - Strips for fast installation
  - Terminal markers, suitable for all Weidmüller cable connectors
  - Available as blank MultiCard or with standard printing
- For custom printing: Please send us a file of our labeling software M-Print PRO or M-Print PRO Online (without installation) for your labeling specifications.

### General ordering data

Type	DEK 5/5 PLUS MC NE WS	Version	
Order No.	<a href="#">1854490000</a>	Dekafix, Terminal marker, 5 x 5 mm, Pitch in mm (P): 5.00	
GTIN (EAN)	4032248393596	Weidmueller, white	
Qty.	1000 ST		

### Direct earthing




Base element for the pluggable VSPC arrester, integrated PE foot in impedance-neutral VSPC BASE. Can safely discharge up to 20 kA (8/20  $\mu$ s) and 2.5 kA (10/350  $\mu$ s) to the PE.

### General ordering data

Type	VSPC BASE 4SL R	Version	
Order No.	<a href="#">8951750000</a>	Surge protection, Flange-mounted housing, Flange-mounted housing	
GTIN (EAN)	4032248742998		
Qty.	1 ST		

### Retaining clip



The interlock mechanism on the VSPC Series pluggable arrester delivers extra reliability and an improved permanent contact under strong vibrating conditions.

## VSPC 4SL 5VDC R

**Weidmüller Interface GmbH & Co. KG**  
 Klingenbergstraße 26  
 D-32758 Detmold  
 Germany

www.weidmueller.com

## Accessories

### General ordering data

Type	VSPC LOCKING CLIP	Version	
Order No.	<a href="#">1317340000</a>	Fastening element, Latches	
GTIN (EAN)	4050118121179		
Qty.	100 ST		

### Cross-connections



Cross-connection between the VSPC signal contacts can be installed quickly. Cross-connections can be individually separated for the alert function with maximum 10 VSPC R.

### General ordering data

Type	QB 17,8/2	Version	
Order No.	<a href="#">1309470000</a>		
GTIN (EAN)	4050118111934		
Qty.	90 ST		

## VSPC 4SL 5VDC R

**Weidmüller Interface GmbH & Co. KG**  
 Klingenbergstraße 26  
 D-32758 Detmold  
 Germany

www.weidmueller.com

## Counterpart

### Direct earthing



Base element for the pluggable VSPC arrester, integrated PE foot in impedance-neutral VSPC BASE. Can safely discharge up to 20 kA (8/20  $\mu$ s) and 2.5 kA (10/350  $\mu$ s) to the PE.

### General ordering data

Type	VSPC BASE 4SL R	Version	
Order No.	<a href="#">8951750000</a>	Surge protection, Flange-mounted housing, Flange-mounted housing	
GTIN (EAN)	4032248742998		
Qty.	1 ST		

### Indirect earthing / floating ground via sparkover gap, also suitable for EX ia applications



Base element for the pluggable VSPC arresters. Integrated PE foot in the base of the impedance-neutral VSPC BASE and floating earth PE connection (FG) via integrated sparkover gap, safely discharges up to 20 kA (8/20  $\mu$ s) and 2.5 kA (10/350  $\mu$ s) to PE. Suitable for unearthed signal circuits.

### General ordering data

Type	VSPC BASE 4SL FG R	Version	
Order No.	<a href="#">8951760000</a>	Surge protection, Flange-mounted housing, Flange-mounted housing	
GTIN (EAN)	4032248743001		
Qty.	1 ST		