Data sheet

TOS 24VDC/48VDC 0,5A

Weidmüller Interface GmbH & Co. KG
Klingenbergstraße 26
D-32758 Detmold
Germany

www.weidmueller.com



Similar to illustration

- 1 NO contact (Transistor)
- Ensures wear- and maintenance-free potential separation in compact terminal block format
- Suitable accessories from the cross-connection to the marker
- Integrated protective circuit for inputs and outputs

General ordering data

Version	TERMOPTO, Solid-state relay, Rated control voltage: 24 V DC ±20 % , Rated switching voltage: 5...48 V DC, Continuous current: 0.5 A, Screw connection
Order No.	8950920000
Type	TOS 24VDC/48VDC 0,5A
GTIN (EAN)	4032248742288
Qty.	10 items

TOS 24VDC/48VDC 0,5A

Weidmüller Interface GmbH & Co. KG
Klingenbergstraße 26
D-32758 Detmold
Germany

www.weidmueller.com

Technical data

Approvals

Approvals	
ROHS	Conform
UL File Number Search	UL Website
Certificate no. (cULus)	E223474

Dimensions and weights

Depth	55 mm	Depth (inches)	2.1654 inch
Height	74.4 mm	Height (inches)	2.9291 inch
Width	6.1 mm	Width (inches)	0.2402 inch
Net weight	20.9 g		

Temperatures

Storage temperature	-40 °C...80 °C	Ambient temperature	-20 °C...60 °C
Operating temperature		Humidity	5-95% relative humidity, Tu = 40°C, without condensation

Probability of failure

MTTF	2500 a

Environmental Product Compliance

RoHS Compliance Status	Compliant with exemption
RoHS Exemption (if applicable/known)	7a, 7cI
REACH SVHC	Lead 7439-92-1
SCIP	9e2cbc49-76d9-4611-b8ec-5b4f549a0aa9

Control side

Rated control voltage	24 V DC ±20 %	Nominal control current	7 mA DC
Power rating	≤ 170 mW	Status indicator	Green LED
Protective circuit	Varistor, Reverse polarity protection	Input frequency	200 Hz

Load side

Rated switching voltage	5...48 V DC	Continuous current	0.5 A (DC1)
Rated switching current	500 mA	Load category	DC1
Max. switching voltage, DC	48 V	Switch-on delay	<20 µs
Switch-off delay	≤ 600 µs	Voltage drop at max. load	<1 V
Leakage current	<10 µA	Short-circuit-proof	No
Protective circuit, load side	Free-wheeling diode	Contact type	1 NO contact (Transistor)
max. switching frequency (DC control voltage)	200 Hz		

General data

Mounting rail	TS 35
Test button available	No

TOS 24VDC/48VDC 0,5A

Weidmüller Interface GmbH & Co. KG
Klingenbergstraße 26
D-32758 Detmold
Germany

www.weidmueller.com

Technical data

Colour	black	
UL94 flammability rating component	Component	Housing
	UL94 flammability rating	V-0

Insulation coordination

Rated voltage	300 V	Pollution severity	2
Surge voltage category	III	Clearance and creepage distances for control side - load side	> 3 mm
Dielectric strength for control side - load side	1.2 kVeff / 1 min.	Impulse withstand voltage	4 kV (1.2/50 µs)
Protection degree	IP20		

Further details of approvals / standards

Certificate no. (cULus)	E223474

Connection data

Wire connection method	Screw connection	Stripping length, rated connection	9 mm
Tightening torque, min.	0.4 Nm	Tightening torque, max.	0.6 Nm
Clamping range, rated connection	2.5 mm²	Clamping range, min.	0.5 mm²
Clamping range, max.	4 mm²	Wire connection cross section AWG, min.	AWG 20
Wire connection cross section AWG, max.	AWG 12	Wire cross-section, solid, min.	0.5 mm²
Wire cross-section, solid, max.	4 mm²	Wire connection cross section, finely stranded, min.	0.5 mm²
Wire connection cross section, finely stranded, max.	2.5 mm²	Wire cross-section, finely stranded, min. (AWG)	AWG 20
Wire cross-section, finely stranded, max. (AWG)	AWG 12	Wire connection cross-section, finely stranded with wire-end ferrules DIN 46228/4, min.	0.5 mm²
Wire connection cross-section, finely stranded with wire-end ferrules DIN 46228/4, max.	1.5 mm²	Conductor cross-section, flexible, AEH (DIN 46228-1), min.	0.5 mm²
Conductor cross-section, flexible, AEH (DIN 46228-1), max.	1.5 mm²	Blade size	0.6 x 3.5 mm

Classifications

ETIM 6.0	EC001504	ETIM 7.0	EC001504
ETIM 8.0	EC001504	ETIM 9.0	EC001504
ETIM 10.0	EC001504	ECLASS 9.0	27-37-16-04
ECLASS 9.1	27-37-16-04	ECLASS 10.0	27-37-16-04
ECLASS 11.0	27-37-16-04	ECLASS 12.0	27-37-16-04
ECLASS 13.0	27-37-16-04	ECLASS 14.0	27-37-16-04
ECLASS 15.0	27-37-16-04		

TOS 24VDC/48VDC 0,5A

Weidmüller Interface GmbH & Co. KG
Klingenbergstraße 26
D-32758 Detmold
Germany

www.weidmueller.com

Drawings

Wiring diagram

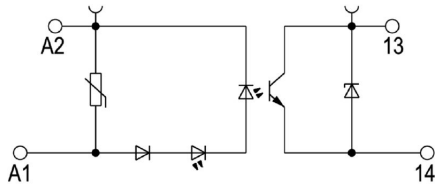

Schaltsymbol

Dimensional drawing

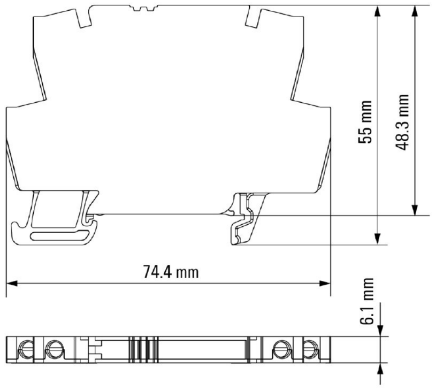

TOS 24VDC/48VDC 0,5A

Weidmüller Interface GmbH & Co. KG
Klingenbergstraße 26
D-32758 Detmold
Germany

www.weidmueller.com

Drawings

Miscellaneous

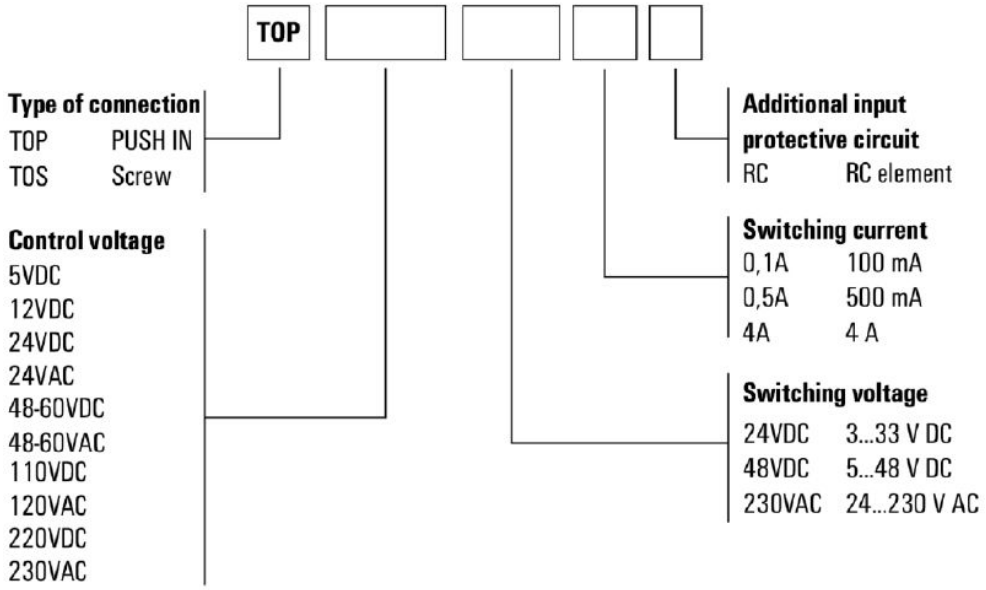

Type codes