


TOS 220VDC/48VDC 0,1A

Weidmüller Interface GmbH & Co. KG
 Klingenbergstraße 26
 D-32758 Detmold
 Germany

www.weidmueller.com



Similar to illustration

- 1 NO contact (Transistor)
- Ensures wear- and maintenance-free potential separation in compact terminal block format
- Suitable accessories from the cross-connection to the marker
- Integrated protective circuit for inputs and outputs

General ordering data

Version	TERMOPTO, Solid-state relay, Rated control voltage: 220 V DC +10 % / -15 % , Rated switching voltage: 5...48 V DC, Continuous current: 0.1 A, Screw connection
Order No.	8950750000
Type	TOS 220VDC/48VDC 0,1A
GTIN (EAN)	4032248742127
Qty.	10 items

TOS 220VDC/48VDC 0,1A

Weidmüller Interface GmbH & Co. KG
 Klingenbergstraße 26
 D-32758 Detmold
 Germany

www.weidmueller.com

Technical data

Approvals

Approvals



ROHS Conform

UL File Number Search [UL Website](#)

Certificate no. (cULus) E223474

Dimensions and weights

Depth	55 mm	Depth (inches)	2.1654 inch
Height	74.4 mm	Height (inches)	2.9291 inch
Width	6.1 mm	Width (inches)	0.2402 inch
Net weight	20.6 g		

Temperatures

Storage temperature	-40 °C...80 °C	Ambient temperature	-20 °C...60 °C
Operating temperature		Humidity	5-95% relative humidity, Tu = 40°C, without condensation

Probability of failure

MTTF 2500 a

Environmental Product Compliance

RoHS Compliance Status	Compliant with exemption
RoHS Exemption (if applicable/known)	7a, 7cI
REACH SVHC	Lead 7439-92-1
SCIP	9e2cbc49-76d9-4611-b8ec-5b4f549a0aa9

Control side

Rated control voltage	220 V DC +10 % / -15 %	Rated control voltage (control input)	220 V DC +10 % / -15 %
Nominal control current	1.65 mA DC	Power rating	≤ 360 mW
Status indicator	Green LED	Protective circuit	Varistor, Reverse polarity protection
Input frequency	500 Hz		

Load side

Rated switching voltage	5...48 V DC	Continuous current	0.1 A (DC1)
Rated switching current	100 mA	Load category	DC1
Max. switching voltage, DC	48 V	Switch-on delay	<170 μs
Switch-off delay	<310 μs	Voltage drop at max. load	<1 V
Leakage current	<10 μA	Min. switching current	100 μA
Short-circuit-proof	No	Protective circuit, load side	Free-wheeling diode
Contact type	1 NO contact (Transistor)	max. switching frequency (DC control voltage)	500 Hz

General data

Mounting rail TS 35

TOS 220VDC/48VDC 0,1A

Weidmüller Interface GmbH & Co. KG
 Klingenbergstraße 26
 D-32758 Detmold
 Germany

www.weidmueller.com

Technical data

Test button available	No		
Colour	black		
UL94 flammability rating component	Component	Housing	
	UL94 flammability rating	V-0	

Insulation coordination

Rated voltage	300 V	Pollution severity	2
Surge voltage category	III	Clearance and creepage distances for control side - load side	> 3 mm
Dielectric strength for control side - load side	1.2 kVeff / 1 min.	Impulse withstand voltage	4 kV (1.2/50 µs)
Protection degree	IP20		

Further details of approvals / standards

Certificate no. (cULus)	E223474
-------------------------	---------

Connection data

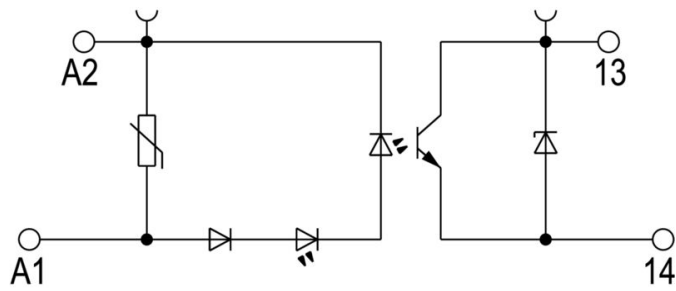
Wire connection method	Screw connection	Stripping length, rated connection	9 mm
Tightening torque, min.	0.4 Nm	Tightening torque, max.	0.6 Nm
Clamping range, rated connection	2.5 mm ²	Clamping range, min.	0.5 mm ²
Clamping range, max.	4 mm ²	Wire connection cross section AWG, min.	AWG 20
Wire connection cross section AWG, max.	AWG 12	Wire cross-section, solid, min.	0.5 mm ²
Wire cross-section, solid, max.	4 mm ²	Wire connection cross section, finely stranded, min.	0.5 mm ²
Wire connection cross section, finely stranded, max.	2.5 mm ²	Wire cross-section, finely stranded, min. (AWG)	AWG 20
Wire cross-section, finely stranded, max. (AWG)	AWG 12	Wire connection cross-section, finely stranded with wire-end ferrules DIN 46228/4, min.	0.5 mm ²
Wire connection cross-section, finely stranded with wire-end ferrules DIN 46228/4, max.	1.5 mm ²	Conductor cross-section, flexible, AEH (DIN 46228-1), min.	0.5 mm ²
Conductor cross-section, flexible, AEH (DIN 46228-1), max.	1.5 mm ²	Blade size	0.6 x 3.5 mm

Classifications

ETIM 8.0	EC001504	ETIM 9.0	EC001504
ETIM 10.0	EC001504	ECLASS 14.0	27-37-16-04
ECLASS 15.0	27-37-16-04		

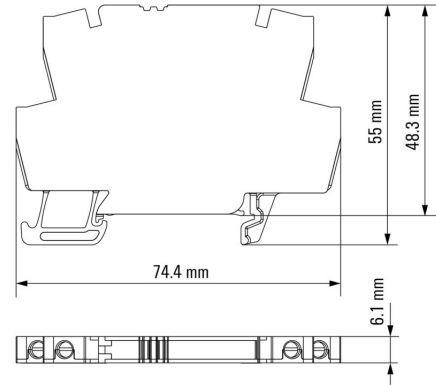
Drawings

Wiring diagram



Schaltsymbol

Dimensional drawing



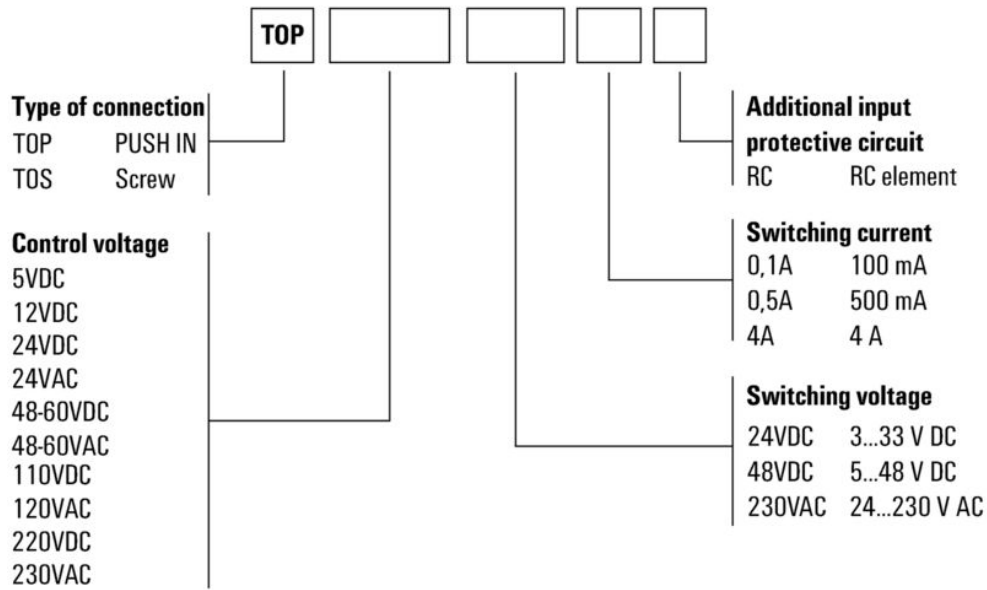
TOS 220VDC/48VDC 0,1A

Weidmüller Interface GmbH & Co. KG
 Klingenbergstraße 26
 D-32758 Detmold
 Germany

Drawings

www.weidmueller.com

Miscellaneous



Type codes