

VSPC GDT 2CH 150VAC/230VDC

Weidmüller Interface GmbH & Co. KG
 Klingenbergstraße 26
 D-32758 Detmold
 Germany

www.weidmueller.com



- Pluggable arrester with ungrounded varistors (MOV) for use as protection circuit for coils
- For applications as surge protection, external wire links to GND must be connected at the VSPC BASE FG (e.g. connection 8-10 and 9-5)
- Pluggable arrester, with no-interrupt and impedance-neutral plug-in and pull-out
- Can be tested with the V-TEST testing device
- Integrated PE foot in the VSPC BASE, safely discharges up to 20 kA (8/20 μ s) and 2.5 kA (10/350 μ s) to PE

General ordering data

Version	Surge protection for instrumentation and control, without warning function / function indicator
Order No.	8924590000
Type	VSPC GDT 2CH 150VAC/230VDC
GTIN (EAN)	4032248696239
Qty.	1 items

VSPC GDT 2CH 150VAC/230VDC

Weidmüller Interface GmbH & Co. KG
 Klingenbergstraße 26
 D-32758 Detmold
 Germany

www.weidmueller.com

Technical data

Approvals

Approvals



ROHS Conform
 UL File Number Search [UL Website](#)
 Certificate No. (UL) E311081

Dimensions and weights

Depth	69 mm	Depth (inches)	2.7165 inch
Height	90 mm	Height (inches)	3.5433 inch
Width	17.8 mm	Width (inches)	0.7008 inch
Net weight	40 g		

Temperatures

Storage temperature	-40 °C...80 °C	Operating temperature	-40 °C...70 °C
Humidity	5...96 %		

Probability of failure

SIL in compliance with IEC 61508	3	MTTF	10378 a
SFF	100 %	λges	11
PFH in 1*10 ⁻⁹ per hour	0		

Environmental Product Compliance

RoHS Compliance Status	Compliant without exemption
REACH SVHC	No SVHC above 0.1 wt%

Rated data UL

Certificate No. (UL)	E311081	UL certificate	UL 497b Certificate - PDF/ E311081VOL1SEC2.pdf (application/pdf)
----------------------	---------	----------------	--

CSA protection data

Gas group D	IIA	Gas groups A, B	IIC
Gas group C	IIB	Internal inductance, max. LI	0 µH
Internal capacity, max. CI	0 nF	Input voltage, max. Ui	600 V

General data

Optical function display	No	Segment	Measurement - Monitoring - Setting
Version	without warning function / function indicator	Design	Terminal, miscellaneous
UL 94 flammability rating	V-0	Colour	orange
Protection degree	IP20		

Insulation coordination acc. to EN 50178

Surge voltage category	III	Pollution severity	2
------------------------	-----	--------------------	---

VSPC GDT 2CH 150VAC/230VDC

Weidmüller Interface GmbH & Co. KG

 Klingenbergstraße 26
 D-32758 Detmold
 Germany

www.weidmueller.com

Technical data

Rated data IEC / EN

Number of poles	1	Signalling contact	No
Rated voltage (AC)	110 V	Rated voltage (DC)	150 V
Rated current I _N	2 A	Protection level on output side Wire-wire	450 V 1 kV/μs, typically
Protection level on output side Wire-PE	800 V 1kV/μs, typically	Protection level on output side Wire-wire	800 V 8/20 μs, typically
Voltage type	AC/DC	Fuse protection	2 A
Volume resistance	0.20 Ω	Capacitance	7.45 pF
Standards	According to IEC61643-21	Requirements category acc. to IEC	C1, C2, C3, D1 61643-21
Max. continuous voltage, U _c (AC)	125 V	Max. continuous voltage, U _c (DC)	180 V
Lightning test current, I _{imp} (10/350 μs) wire-wire	2 x 0.2 kA	Surge current-carrying capacity D1	2.5 kA 10/350 μs
Surge current-carrying capacity C1	<1 kA 8/20 μs	Surge current-carrying capacity C3	100 A 10/1000 μs
Lightning test current, I _{imp} (10/350 μs) GND-PE	0.2 kA	Overload - failure mode	Modus 2
Discharge current I _{max} (8/20μs) GND-PE	10 kA	Rated load current I _L	2 A
Discharge current I _n (8/20μs) wire-wire	2 x 2.5 kA	Discharge current I _n (8/20μs) wire-PE	2.5 kA
Discharge current I _{max} (8/20μs) wire-wire	2 x 10 kA	Discharge current I _n (8/20μs) GND-PE	2.5 kA
Surge current-carrying capacity C2	5 kA 8/20 μs		

Further details of approvals

GOST certificate	GOST-Zertifikat - PDF/7950_n1-n4.pdf (application/pdf)
------------------	--

Connection data

Type of connection	Pluggable in VSPC BASE
--------------------	------------------------

Electrical data

Voltage type	AC/DC
--------------	-------

General data

Number of poles	1	Protection degree	IP20
Colour	orange		

Ratings IECEx/ATEX/cUL

cUL certificate	cUL Certificate - pdf/ VSPC.PDF (application/pdf)
-----------------	---

Guarantee

Time interval	5 years
---------------	---------

Important note

Product information	Mode 2: State where the voltage-limiting part of the SPD was short-circuited due to a very low impedance within the SPD. The line is inoperable, but the measuring equipment is still protected by means of a short-circuit.
---------------------	--

VSPC GDT 2CH 150VAC/230VDC

Weidmüller Interface GmbH & Co. KG
Klingenbergstraße 26
D-32758 Detmold
Germany

www.weidmueller.com

Technical data

Classifications

ETIM 8.0	EC000943	ETIM 9.0	EC000943
ETIM 10.0	EC000943	ECLASS 14.0	27-17-15-01
ECLASS 15.0	27-17-15-01		

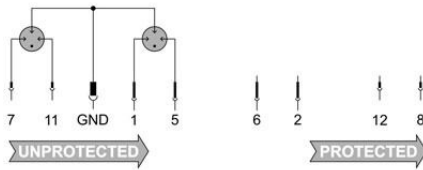
VSPC GDT 2CH 150VAC/230VDC

Weidmüller Interface GmbH & Co. KG
 Klingenbergstraße 26
 D-32758 Detmold
 Germany

Drawings

www.weidmueller.com

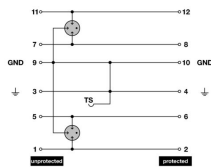
Electric symbol



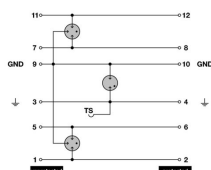
Similar to illustration

Cate- gory	Testing pulse	Surge voltage	Surge current	Pulse Type
C1	Quick-rising edge	0.5 - 2 kV with 1.2/50 µs	0.25 - 1 kA mit 8/20 µs	300 Surge voltage arrester
C2	Quick-rising edge	2 - 10 kV with 1.2/50 µs	1 - 5 kA mit 8/20 µs	10 Surge voltage arrester
C3	Quick-rising edge	≥ 1 kV with 1 kV/µs	10 - 100 A mit 10/10000 µs	300 Surge voltage arrester
D1	High power	≥ 1 kV	0.5 - 2.5 kA mit 10/350 µs	2 Arrester for lightning current and surge voltages

Discharge capacity



Komplettmodul direkte Erdung



Komplettmodul indirekte Erdung

Komplettmodul