

## RCMKITP-I 230VAC 2CO LD

Weidmüller Interface GmbH & Co. KG  
Klingenbergstraße 26  
D-32758 Detmold  
Germany

www.weidmueller.com

## Product image



Similar to illustration

- Mounted kit consisting relay, socket and retaining clip
- 100 % function tested
- 100 % check of the dielectric strenght between input - output
- 2 CO contacts
- Optional test button with mechanical status indicator
- Bright status LED (AC coil: red / DC coil: green)
- Identification of coils (AC red / DC blue)

## General ordering data

Version	RIDERSERIES RCM, Relay module, Number of contacts: 2, CO contact AgNi, Rated control voltage: 230 V AC, Continuous current: 12 A, PUSH IN, Test button available: Yes
Order No.	<a href="#">8921110000</a>
Type	RCMKITP-I 230VAC 2CO LD
GTIN (EAN)	4032248692323
Qty.	10 items
Delivery status	This article will no longer be available in the future.
Available until	2025-12-31T00:00:00+01:00
Alternative product	<a href="#">CRMKIT P 230VAC 2CO L/PB</a>

Creation date 24.02.2026 07:45:09 MEZ

Catalogue status / Drawings

## RCMKITP-I 230VAC 2CO LD

Weidmüller Interface GmbH & Co. KG  
Klingenbergstraße 26  
D-32758 Detmold  
Germany

www.weidmueller.com

## Technical data

### Approvals

Approvals



ROHS Conform

### Dimensions and weights

Depth	78.3 mm	Depth (inches)	3.0827 inch
Height	98 mm	Height (inches)	3.8583 inch
Width	28 mm	Width (inches)	1.1024 inch
Net weight	87.6 g		

### Temperatures

Storage temperature	-40 °C...70 °C	Ambient temperature	-40 °C...70 °C
Operating temperature		Humidity	40 °C / 93 % rel. humidity, no condensation

### Environmental Product Compliance

RoHS Compliance Status	Compliant without exemption
REACH SVHC	No SVHC above 0.1 wt%

### Control side

Rated control voltage	230 V AC	Rated current AC	5.7 mA
Power rating	1.31 VA	Coil resistance	19465 Ω ± 15 %
Status indicator	red LED		

### Load side

Rated switching voltage	240 V AC	Continuous current	12 A
Max. switching frequency at rated load	0.1 Hz	Max. switching voltage, AC	250 V
Inrush current	24 A / 20 ms	AC switching capacity (resistive), max.	3000 VA
DC switching capacity (resistive), max.	288 W @ 24 V	Switch-on delay	≤ 15 ms
Switch-off delay	≤ 10 ms	Contact type	2 CO contact (AgNi)
Mechanical service life	AC coil 20 x 106 switching cycles, DC coil 30 x 106 switching cycles	Min. switching power	1 mA @ 24 V, 10 mA @ 12 V, 100 mA @ 5 V

### General data

Mounting rail	TS 35	Test button available	Yes
Version of test button	Lockable test button, Momentary test button	Mechanical switch position indicator	Yes
Colour	black		

### Insulation coordination

Rated voltage	250 V	Pollution severity	2
Surge voltage category	III	Insulating material group	IIIa
Clearance and creepage distances for control side - load side	≥ 4 mm	Dielectric strength for control side - load side	2.5 kVeff / 1 Min.
Dielectric strength of neighbouring contacts	2.5 kVeff / 1 Min.	Dielectric strength of open contact	1.2 kVeff / 1 min.

**RCMKITP-I 230VAC 2CO LD**

**Weidmüller Interface GmbH & Co. KG**  
 Klingenbergstraße 26  
 D-32758 Detmold  
 Germany

www.weidmueller.com

**Technical data**

Impulse withstand voltage	5 kV (1.2/50 µs)	Protection degree	IP20
---------------------------	------------------	-------------------	------

**Further details of approvals / standards**

Relevant rim module	<a href="#">RIM-I 3 110/230VUC</a>	Relevant relay	<a href="#">RCM270730</a>
Relevant base	<a href="#">SCM-I 2CO P</a>	Certificate no. (CSA) relay	249409-2426937
Certificate no. (CSA) base	249409-2295474	Certificate No. (DNV)	TAA000011A
Certificate no. (cURus) relay	E522350	Certificate no. (cURus) base	E223759

**Connection data**

Wire connection method	PUSH IN	Stripping length, rated connection	12 mm
Clamping range, rated connection	1.5 mm <sup>2</sup>	Clamping range, min.	0.75 mm <sup>2</sup>
Clamping range, max.	1.5 mm <sup>2</sup>	Wire cross-section, solid, min.	0.75 mm <sup>2</sup>
Wire cross-section, solid, max.	1.5 mm <sup>2</sup>	Wire cross-section, solid, max. (AWG)	AWG 16
Wire connection cross section, finely stranded, min.	0.75 mm <sup>2</sup>	Wire connection cross section, finely stranded, max.	1.5 mm <sup>2</sup>
Wire cross-section, finely stranded, max. AWG 16 (AWG)		Wire connection cross-section, finely stranded with wire-end ferrules DIN 46228/4, min.	0.75 mm <sup>2</sup>
Wire connection cross-section, finely stranded with wire-end ferrules DIN 46228/4, max.	0.75 mm <sup>2</sup>	Conductor cross-section, flexible, AEH (DIN 46228-1), min.	0.75 mm <sup>2</sup>
Conductor cross-section, flexible, AEH (DIN 46228-1), max.	1 mm <sup>2</sup>	Blade size	0.6 x 3.5 mm

**Classifications**

ETIM 8.0	EC001437	ETIM 9.0	EC001437
ETIM 10.0	EC001437	ECLASS 14.0	27-37-16-01
ECLASS 15.0	27-37-16-01		

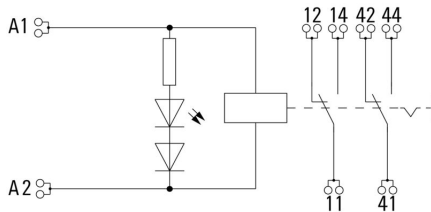
**RCMKITP-I 230VAC 2CO LD**

**Weidmüller Interface GmbH & Co. KG**  
 Klingenbergstraße 26  
 D-32758 Detmold  
 Germany

www.weidmueller.com

**Drawings**

**Wiring diagram**

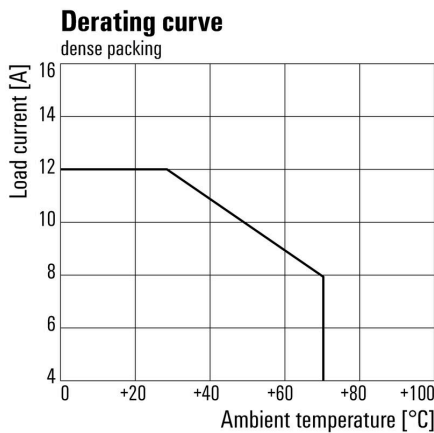


**Graph**



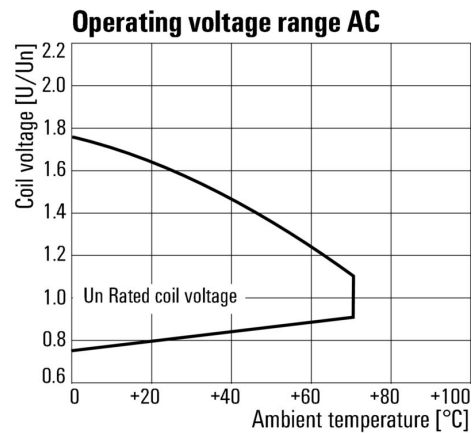
DC load limit curve Resistive load

**Graph**



Derating curve Relay in combination with base

**Graph**



AC operational voltage range

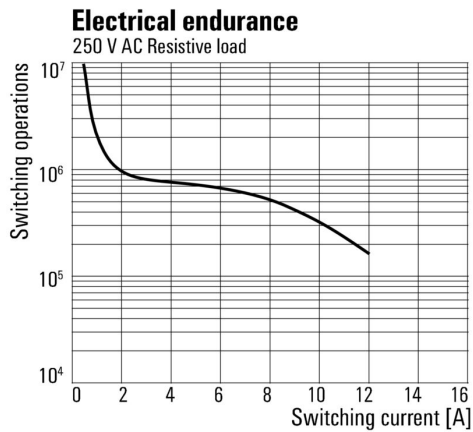
**RCMKITP-I 230VAC 2CO LD**

**Weidmüller Interface GmbH & Co. KG**  
 Klingenbergstraße 26  
 D-32758 Detmold  
 Germany

www.weidmueller.com

**Drawings**

**Graph**



Electrical service life 250 V AC resistive load 250 V AC resistive load

**Dimensional drawing**



**Correct handling PUSH IN connection**



**Wrong handling PUSH IN connection**



## Recommended screwdriver



**RCMKITP-I 230VAC 2CO LD**

**Weidmüller Interface GmbH & Co. KG**  
 Klingenbergstraße 26  
 D-32758 Detmold  
 Germany

**Drawings**

www.weidmueller.com



## RCMKITP-I 230VAC 2CO LD

**Weidmüller Interface GmbH & Co. KG**  
 Klingenbergstraße 26  
 D-32758 Detmold  
 Germany

www.weidmueller.com

## Accessories

## Cross-connection for socket with PUSH IN connection



Cross-connection for the sockets in the RIDERSERIES RCM

## General ordering data

Type	SCM-I QV P	Version	
Order No.	<a href="#">8870850000</a>	RIDERSERIES RCM, Cross-connector	
GTIN (EAN)	4032248631698		
Qty.	10 ST		

## Protection module



Pluggable protective modules for the RIDERSERIES RCI / RCM relay sockets, with optional protective functions.

- Optional with free-wheeling diode, protective varistor, load resistor or RC filter

## General ordering data

Type	RIM-I 1 6/230V	Version	
Order No.	<a href="#">8869580000</a>	RIDERSERIES, Free-wheeling diode, Rated control voltage: 6...230 V DC, Plug-in connection	
GTIN (EAN)	4032248614523		
Qty.	10 ST		
Type	RIM-I 1 R 110/230V	Version	
Order No.	<a href="#">8870830000</a>	RIDERSERIES, Load, Rated control voltage: 110...230 V UC, Plug-in connection	
GTIN (EAN)	4032248631674		
Qty.	10 ST		

## LED



Pluggable protective modules for the RIDERSERIES RCI / RCM relay sockets, with optional protective functions.

- Optional with green or red LED
- For UC supply voltage

## RCMKITP-I 230VAC 2CO LD

**Weidmüller Interface GmbH & Co. KG**  
 Klingenbergstraße 26  
 D-32758 Detmold  
 Germany

www.weidmueller.com

## Accessories

## General ordering data

Type	RIM-I 3 110/230VUC	Version
Order No.	<a href="#">8869650000</a>	RIDERSERIES, LED module, Rated control voltage: 110...230 V UC,
GTIN (EAN)	4032248614592	Plug-in connection
Qty.	10 ST	
Type	RIM-I 3 110/230VUC GN	Version
Order No.	<a href="#">8869660000</a>	RIDERSERIES, LED module, Rated control voltage: 110...230 V UC,
GTIN (EAN)	4032248614721	Plug-in connection
Qty.	10 ST	

## Protection module



Pluggable protective modules for the RIDERSERIES RCI / RCM relay sockets, with optional protective functions.

- Optional with free-wheeling diode, protective varistor, load resistor or RC filter

## General ordering data

Type	RIM-I 3 110/230VAC RC	Version
Order No.	<a href="#">8869790000</a>	RIDERSERIES, RC filter, Rated control voltage: 110...230 V UC, Plug-in connection
GTIN (EAN)	4032248606337	
Qty.	10 ST	

## Protective varistor



Pluggable protective modules for the RIDERSERIES RCI / RCM relay sockets, with optional protective functions.

- With protective varistor
- For UC supply voltage

## General ordering data

Type	RIM-I 4 230VUC VAR	Version
Order No.	<a href="#">8869750000</a>	RIDERSERIES, Protective varistor, Rated control voltage: 230 V UC,
GTIN (EAN)	4032248606368	Plug-in connection
Qty.	10 ST	

## RCMKITP-I 230VAC 2CO LD

**Weidmüller Interface GmbH & Co. KG**  
 Klingenbergstraße 26  
 D-32758 Detmold  
 Germany

www.weidmueller.com

## Accessories

### Protection module



Pluggable protective modules for the RIDERSERIES RCI / RCM relay sockets, with optional protective functions.

- Optional with free-wheeling diode, protective varistor, load resistor or RC filter

### General ordering data

Type	RIM-I 3 230VAC RC	Version	
Order No.	<a href="#">1172210000</a>	RIDERSERIES, RC filter, Rated control voltage: 230 V UC, Plug-in connection	
GTIN (EAN)	4032248964420		
Qty.	10 ST		

### Retaining clips



Retaining clip for RIDERSERIES RCM relays

- Metal and plastic retaining clip

### General ordering data

Type	SCM-I CLIP M	Version	
Order No.	<a href="#">8869450000</a>	RIDERSERIES RCM, Retaining clip	
GTIN (EAN)	4032248614301		
Qty.	10 ST		
Type	SCM-I CLIP P	Version	
Order No.	<a href="#">8869440000</a>	RIDERSERIES RCM, Retaining clip	
GTIN (EAN)	4032248614295		
Qty.	10 ST		

## RCMKITP-I 230VAC 2CO LD

Weidmüller Interface GmbH &amp; Co. KG

Klingenbergstraße 26


D-32758 Detmold

Germany

www.weidmueller.com

## Accessories

## Blank



ESG is the tried-and-tested marker in MultiCard format for use on many well-known electrical devices. The result is high-quality device marking with a high-contrast appearance.

Various types are available for devices from manufacturers like Siemens, ABB, Beckhoff etc.

Advantages at a glance:

- Tags for universal usage, self-adhesive or clip-on tags, depending on type
- For aligned equipment, e.g. circuit breakers, we supply ESG markers for clipping onto tag rails
- Individual laser-quality printing according to specifications

For custom printing: Please send us a file of our labeling software M-Print PRO or M-Print PRO Online (without installation) for your labeling specifications.

## General ordering data

Type	ESG 6/17 K MC NE WS	Version
Order No.	<a href="#">1880120000</a>	ESG, Device markers x 17 mm, PA 66, Colour: white, Self-adhesive
GTIN (EAN)	4032248478804	
Qty.	200 ST	
Type	ESG 6/15 K MC NE GE	Version
Order No.	<a href="#">1880130000</a>	ESG, Device markers x 15 mm, PA 66, Colour: yellow, Self-adhesive
GTIN (EAN)	4032248478910	
Qty.	200 ST	
Type	ESG 6/15 K MC NE WS	Version
Order No.	<a href="#">1880100000</a>	ESG, Device markers x 15 mm, PA 66, Colour: white, Self-adhesive
GTIN (EAN)	4032248478781	
Qty.	200 ST	
Type	ESG 6/17 K MC NE GE	Version
Order No.	<a href="#">1880110000</a>	ESG, Device markers x 17 mm, PA 66, Colour: yellow, Self-adhesive
GTIN (EAN)	4032248478798	
Qty.	200 ST	

## Slotted screwdriver



VDE insulated screwdriver sets, for working on live parts up to 1000 V AC and 1500 V DC, DIN EN 60900. IEC 900. Each piece is "GS" safety tested. Blade made from fully hardened, high-alloy chromium-vanadium-molybdenum steel, gun-metal finish.

## General ordering data

Type	SDIS SLIM 0.6X3.5X100	Version
Order No.	<a href="#">2749610000</a>	Mounting tool, Blade width (B): 3.5 mm, Blade length: 100 mm, Blade thickness (A): 0.6 mm
GTIN (EAN)	4050118896350	
Qty.	1 ST	

## RCMKITP-I 230VAC 2CO LD

**Weidmüller Interface GmbH & Co. KG**  
 Klingenbergstraße 26  
 D-32758 Detmold  
 Germany

www.weidmueller.com

## Accessories

Type	SDIS 0.6X3.5X100	Version
Order No.	<a href="#">2749810000</a>	Screwdriver, Blade width (B): 3.5 mm, Blade length: 100 mm, Blade thickness (A): 0.6 mm
GTIN (EAN)	4050118897012	
Qty.	1 ST	
Type	SDS 0.6X3.5X100	Version
Order No.	<a href="#">2749340000</a>	Screwdriver, Blade width (B): 3.5 mm, Blade length: 100 mm, Blade thickness (A): 0.6 mm
GTIN (EAN)	4050118895568	
Qty.	1 ST	

### ESG 6/15



Guaranteed long service life: ESG

The multi-colour and multi-format labels have a strong adhesive layer to ensure the best possible adhesion to the underlying surface. Double laminated polyester makes the basic material very thin and yet extremely tear-resistant.

Your benefits with MultiMark

- "Different materials for various requirements"
- Can be used with equipment from many manufacturers
- Device markers with a familiar design

#### General ordering data

Type	ESG 6/15 MM WS	Version
Order No.	<a href="#">2619940000</a>	ESG, Device markers, 6 x 15 mm, white
GTIN (EAN)	4050118626148	
Qty.	3000 ST	

### ESG 6/17



Guaranteed long service life: ESG

The multi-colour and multi-format labels have a strong adhesive layer to ensure the best possible adhesion to the underlying surface. Double laminated polyester makes the basic material very thin and yet extremely tear-resistant.

Your benefits with MultiMark

- "Different materials for various requirements"
- Can be used with equipment from many manufacturers
- Device markers with a familiar design

#### General ordering data

Type	ESG 6/17 MM WS	Version
Order No.	<a href="#">2005100000</a>	ESG, Device markers, 6 x 17 mm, white
GTIN (EAN)	4050118390728	
Qty.	3000 ST	


**RCMKITP-I 230VAC 2CO LD**

**Weidmüller Interface GmbH & Co. KG**  
 Klingenbergstraße 26  
 D-32758 Detmold  
 Germany

www.weidmueller.com

**Accessories**

**Blank**



ESG is the tried-and-tested marker in MultiCard format for use on many well-known electrical devices. The result is high-quality device marking with a high-contrast appearance.

Various types are available for devices from manufacturers like Siemens, ABB, Beckhoff etc.

Advantages at a glance:

- Tags for universal usage, self-adhesive or clip-on tags, depending on type
- For aligned equipment, e.g. circuit breakers, we supply ESG markers for clipping onto tag rails
- Individual laser-quality printing according to specifications

For custom printing: Please send us a file of our labeling software M-Print PRO or M-Print PRO Online (without installation) for your labeling specifications.

**General ordering data**

Type	ESG 9/26 SCM-I MC NE WS	Version	
Order No.	<a href="#">2558330000</a>	ESG, Device markers x 26 mm, PA 66, Colour: white, pluggable	
GTIN (EAN)	4050118569049		
Qty.	80 ST		