

RCI314R24

Weidmüller Interface GmbH & Co. KG

Klingenbergstraße 26

D-32758 Detmold

Germany

www.weidmueller.com

Product image



Similar to illustration

Individual relays within the RIDERSERIES RCI

- 1 CO contact
- AC coils
- With integrated status LED

General ordering data

| | |
|---------------------|---|
| Version | RIDERSERIES RCI, Relay, Number of contacts: 1, CO contact AgNi, Rated control voltage: 24 V AC, Continuous current: 16 A, Plug-in connection, Test button available: No |
| Order No. | 8870130000 |
| Type | RCI314R24 |
| GTIN (EAN) | 4032248613502 |
| Qty. | 10 items |
| Delivery status | This article will no longer be available in the future. |
| Available until | 2024-10-31T00:00:00+01:00 |
| Alternative product | CRI10524 |

RCI314R24

Weidmüller Interface GmbH & Co. KG

Klingenbergstraße 26

D-32758 Detmold

Germany

www.weidmueller.com

Technical data

Approvals

Approvals



ROHS Conform

Dimensions and weights

| | | | |
|------------|---------|-----------------|-------------|
| Depth | 25.6 mm | Depth (inches) | 1.0079 inch |
| Height | 29 mm | Height (inches) | 1.1417 inch |
| Width | 13 mm | Width (inches) | 0.5118 inch |
| Net weight | 13.75 g | | |

Temperatures

| | | | |
|-----------------------|----------------|---------------------|---|
| Storage temperature | -40 °C...85 °C | Ambient temperature | -40 °C...70 °C |
| Operating temperature | | Humidity | 40 °C / 93 % rel. humidity, no condensation |

Environmental Product Compliance

| | |
|------------------------|-----------------------------|
| RoHS Compliance Status | Compliant without exemption |
| REACH SVHC | No SVHC above 0.1 wt% |

Control side

| | | | |
|-----------------------|---------|------------------|--------------|
| Rated control voltage | 24 V AC | Rated current AC | 32 mA |
| Power rating | 768 mVA | Coil resistance | 350 Ω ± 10 % |
| Status indicator | red LED | | |

Load side

| | | | |
|---|---|---|---|
| Rated switching voltage | 240 V AC | Continuous current | 16 A |
| Max. switching frequency at rated load | 0.1 Hz | Max. switching voltage, AC | 250 V |
| Inrush current | 30 A / 4 s | AC switching capacity (resistive), max. | 4000 VA |
| DC switching capacity (resistive), max. | 384 W @ 24 V | Switch-on delay | ≤ 8 ms |
| Switch-off delay | ≤ 6 ms | Contact type | 1 CO contact (AgNi) |
| Mechanical service life | AC coil 5 x 10 ⁶ switching cycles, DC coil 10 x 10 ⁶ switching cycles | Min. switching power | 1 mA @ 24 V, 10 mA @ 12 V, 100 mA @ 5 V |

General data

| | | | |
|-----------------------|-------------|--------------------------------------|-----|
| Test button available | No | Mechanical switch position indicator | No |
| Colour | Transparent | UL 94 flammability rating | V-2 |

Insulation coordination

| | | | |
|---|-----------------|--|------------------|
| Rated voltage | 250 V | Pollution severity | 2 |
| Surge voltage category | III | Insulating material group | IIIa |
| Clearance and creepage distances for control side - load side | ≥ 8 mm | Dielectric strength for control side - load side | 5 kVeff / 1 min |
| Dielectric strength of open contact | 1 kVeff / 1 min | Impulse withstand voltage | 5 kV (1.2/50 μs) |

RCI314R24

Weidmüller Interface GmbH & Co. KG
Klingenbergstraße 26
D-32758 Detmold
Germany

www.weidmueller.com

Technical data**Further details of approvals / standards**

| | |
|-----------------------|----------------|
| Certificate No. (CSA) | 249409-2426937 |
|-----------------------|----------------|

Connection data

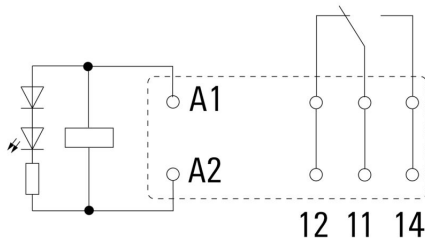
| | | | |
|------------------------|--------------------|-----------------|---------|
| Wire connection method | Plug-in connection | Pitch in mm (P) | 5.00 mm |
|------------------------|--------------------|-----------------|---------|

Classifications

| | | | |
|-------------|-------------|-------------|-------------|
| ETIM 8.0 | EC001437 | ETIM 9.0 | EC001437 |
| ETIM 10.0 | EC001437 | ECLASS 14.0 | 27-37-16-01 |
| ECLASS 15.0 | 27-37-16-01 | | |

Drawings

Wiring diagram



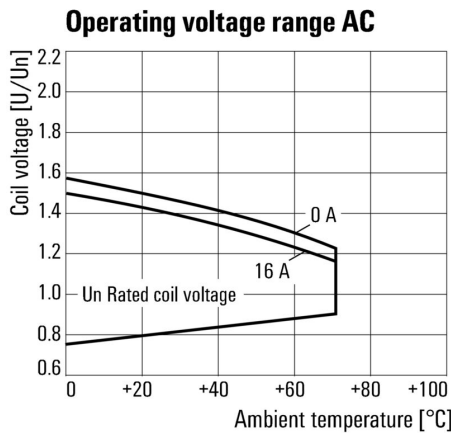
View of Pins from below

Graph



DC load limit curve Resistive load

Graph



AC operational voltage range

Graph



Electrical service life 250 V AC resistive load

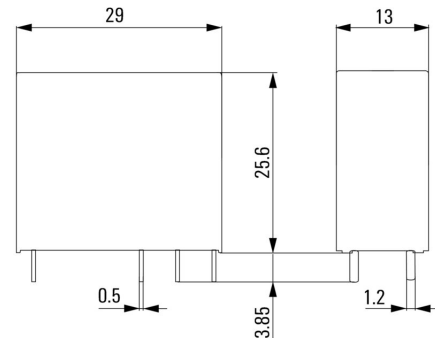
Graph



* For full continuous current (16 A), the wire terminals 11 with 21, 12 with 22 and 14 with 24 must be bridged with a wire $\geq 1,5 \text{ mm}^2$ at the socket.

Derating curve Relay in combination with base

Dimensional drawing



Miscellaneous



Type codes

RCI314R24

Weidmüller Interface GmbH & Co. KG

Klingenbergstraße 26

D-32758 Detmold

Germany

Accessories

www.weidmueller.com

Sockets



Relay sockets for the RIDERSERIES RCI relays

- 1 and 2 CO contacts
- Screw and PUSH IN connection
- Standard and low heights

General ordering data

| | | |
|------------|----------------------------|---|
| Type | SRC-I 2CO | Version |
| Order No. | 8869490000 | RIDERSERIES RCI, Relay socket, Number of contacts: 2, CO contact, |
| GTIN (EAN) | 4032248614448 | Continuous current: 8 A, Screw connection |
| Qty. | 10 ST | |
| Type | SRC-I 2CO N | Version |
| Order No. | 8869480000 | RIDERSERIES RCI, Relay socket, Number of contacts: 2, CO contact, |
| GTIN (EAN) | 4032248614431 | Continuous current: 8 A, Screw connection |
| Qty. | 10 ST | |
| Type | SRC-I 2CO P | Version |
| Order No. | 8869500000 | RIDERSERIES RCI, Relay socket, Number of contacts: 2, CO contact, |
| GTIN (EAN) | 4032248614455 | Continuous current: 8 A, PUSH IN |
| Qty. | 10 ST | |

Cross-connection for socket with PUSH IN connection

Cross-connection for the sockets in the RIDERSERIES RCI.



General ordering data

| | | |
|------------|----------------------------|----------------------------------|
| Type | SRC-I QV P | Version |
| Order No. | 8870840000 | RIDERSERIES RCI, Cross-connector |
| GTIN (EAN) | 4032248631681 | |
| Qty. | 10 ST | |

RCI314R24

Weidmüller Interface GmbH & Co. KG
Klingenbergstraße 26
D-32758 Detmold
Germany

www.weidmueller.com

Accessories

Cross-connection for socket with screw connection

Cross-connection for the sockets in the D-SERIES DRI.



General ordering data

| | | | |
|------------|----------------------------|----------------------------------|--|
| Type | SRC-I QV S | Version | |
| Order No. | 1132070000 | RIDERSERIES RCI, Cross-connector | |
| GTIN (EAN) | 4032248912087 | | |
| Qty. | 10 ST | | |

Retaining clips

Retaining clip for RIDERSERIES RCI relays
• Metal and plastic retaining clip



General ordering data

| | | | |
|------------|----------------------------|---------------------------------|--|
| Type | SRC-I CLIP HP | Version | |
| Order No. | 8869510000 | RIDERSERIES RCI, Retaining clip | |
| GTIN (EAN) | 4032248614462 | | |
| Qty. | 10 ST | | |

RCI314R24

Weidmüller Interface GmbH & Co. KG

 Klingenbergstraße 26
 D-32758 Detmold
 Germany

www.weidmueller.com

Accessories

Individual components



Relay modules with forcibly guided contacts
 Relays with forcibly guided contacts have a 99 % diagnostics coverage and an excellent reputation for use in safety systems. The contacts interlock mechanically with each other in order to ensure a synchronous switching status of both contacts. This guarantees that the alert contact will maintain the same switching status in the event of an error (for example, if the working contact welds from an overload). The controller (or safety controller) detects the alert contact and then compares the set values and actual values. If a difference occurs, measures can then be taken to protect equipment and human life.

- 2 CO contacts with 6 A, forcibly guided according to EN 61810-3 type B
- Proven component in safety technology
- Diagnosis coverage of 99 %

General ordering data

| | | | |
|------------|----------------------------|---------------------------------|--|
| Type | SRC-I CLIP HM RCI | Version | |
| Order No. | 1132090000 | RIDERSERIES RCI, Retaining clip | |
| GTIN (EAN) | 4032248912209 | | |
| Qty. | 20 ST | | |

Protection module



Pluggable protective modules for the RIDERSERIES RCI / RCM relay sockets, with optional protective functions.

- Optional with free-wheeling diode, protective varistor, load resistor or RC filter

General ordering data

| | | | |
|------------|----------------------------|--|--|
| Type | RIM-1 1 6/230V | Version | |
| Order No. | 8869580000 | RIDERSERIES, Free-wheeling diode, Rated control voltage: 6...230 V | |
| GTIN (EAN) | 4032248614523 | DC, Plug-in connection | |
| Qty. | 10 ST | | |
| Type | RIM-3 3 6/60VAC RC | Version | |
| Order No. | 8869770000 | RIDERSERIES, RC filter, Rated control voltage: 6...60 V UC, Plug-in connection | |
| GTIN (EAN) | 4032248606320 | | |
| Qty. | 10 ST | | |

RCI314R24

Weidmüller Interface GmbH & Co. KG

Klingenbergstraße 26

D-32758 Detmold

Germany

www.weidmueller.com

Accessories

Protective varistor



Pluggable protective modules for the RIDERSERIES RCI / RCM relay sockets, with optional protective functions.

- With protective varistor
- For UC supply voltage

General ordering data

| | | | |
|------------|----------------------------|---|--|
| Type | RIM-I 4 24VUC VAR | Version | |
| Order No. | 8869710000 | RIDERSERIES, Protective varistor, Rated control voltage: 24 V UC, | |
| GTIN (EAN) | 4032248606344 | Plug-in connection | |
| Qty. | 10 ST | | |

LED



Pluggable protective modules for the RIDERSERIES RCI / RCM relay sockets, with optional protective functions.

- Optional with green or red LED
- For UC supply voltage

General ordering data

| | | | |
|------------|----------------------------|--|--|
| Type | RIM-I 3 6/24VUC | Version | |
| Order No. | 8869630000 | RIDERSERIES, LED module, Rated control voltage: 6...24 V UC, Plug-in connection | |
| GTIN (EAN) | 4032248614578 | | |
| Qty. | 10 ST | | |
| Type | RIM-I 3 6/24VUC GN | Version | |
| Order No. | 8869640000 | RIDERSERIES, LED module, Rated control voltage: 6...24 V UC, Plug-in connection | |
| GTIN (EAN) | 4032248614585 | | |
| Qty. | 10 ST | | |
| Type | RIM-I 3 24/60VUC | Version | |
| Order No. | 8869610000 | RIDERSERIES, LED module, Rated control voltage: 24...60 V UC, Plug-in connection | |
| GTIN (EAN) | 4032248614554 | | |
| Qty. | 10 ST | | |
| Type | RIM-I 3 24/60VUC GN | Version | |
| Order No. | 8869620000 | RIDERSERIES, LED module, Rated control voltage: 24...60 V UC, Plug-in connection | |
| GTIN (EAN) | 4032248614561 | | |
| Qty. | 10 ST | | |

RCI314R24

Weidmüller Interface GmbH & Co. KG
 Klingenbergstraße 26
 D-32758 Detmold
 Germany

www.weidmueller.com

Accessories

ESG 6/15



Guaranteed long service life: ESG

The multi-colour and multi-format labels have a strong adhesive layer to ensure the best possible adhesion to the underlying surface. Double laminated polyester makes the basic material very thin and yet extremely tear-resistant.

Your benefits with MultiMark

- “Different materials for various requirements”
- Can be used with equipment from many manufacturers
- Device markers with a familiar design

General ordering data

| | | | |
|------------|----------------------------|---------|---------------------------------------|
| Type | ESG 6/15 MM WS | Version | |
| Order No. | 2619940000 | | ESG, Device markers, 6 x 15 mm, white |
| GTIN (EAN) | 4050118626148 | | |
| Qty. | 3000 ST | | |

ESG 6/17



Guaranteed long service life: ESG

The multi-colour and multi-format labels have a strong adhesive layer to ensure the best possible adhesion to the underlying surface. Double laminated polyester makes the basic material very thin and yet extremely tear-resistant.


Your benefits with MultiMark

- “Different materials for various requirements”
- Can be used with equipment from many manufacturers
- Device markers with a familiar design

General ordering data

| | | | |
|------------|----------------------------|---------|---------------------------------------|
| Type | ESG 6/17 MM WS | Version | |
| Order No. | 2005100000 | | ESG, Device markers, 6 x 17 mm, white |
| GTIN (EAN) | 4050118390728 | | |
| Qty. | 3000 ST | | |

Blank



ESG is the tried-and-tested marker in MultiCard format for use on many well-known electrical devices. The result is high-quality device marking with a high-contrast appearance.

Various types are available for devices from manufacturers like Siemens, ABB, Beckhoff etc.

Advantages at a glance:

- Tags for universal usage, self-adhesive or clip-on tags, depending on type
- For aligned equipment, e.g. circuit breakers, we supply ESG markers for clipping onto tag rails
- Individual laser-quality printing according to specifications

For custom printing: Please send us a file of our labeling software M-Print PRO or M-Print PRO Online (without installation) for your labeling specifications.

Accessories

General ordering data

| | | | |
|------------|----------------------------|--|--|
| Type | ESG 6/15 SRC-I MC NE WS | Version | |
| Order No. | 2558350000 | ESG, Device markers x 15 mm, PA 66, Colour: white, pluggable | |
| GTIN (EAN) | 4050118569063 | | |
| Qty. | 200 ST | | |

RCI314R24

Weidmüller Interface GmbH & Co. KG

Klingenbergstraße 26
D-32758 Detmold
Germany

www.weidmueller.com

Counterpart

Sockets



Relay sockets for the RIDERSERIES RCI relays

- 1 and 2 CO contacts
- Screw and PUSH IN connection
- Standard and low heights

General ordering data

| | | |
|------------|----------------------------|---|
| Type | SRC-I 2CO | Version |
| Order No. | 8869490000 | RIDERSERIES RCI, Relay socket, Number of contacts: 2, CO contact, |
| GTIN (EAN) | 4032248614448 | Continuous current: 8 A, Screw connection |
| Qty. | 10 ST | |
| Type | SRC-I 2CO N | Version |
| Order No. | 8869480000 | RIDERSERIES RCI, Relay socket, Number of contacts: 2, CO contact, |
| GTIN (EAN) | 4032248614431 | Continuous current: 8 A, Screw connection |
| Qty. | 10 ST | |
| Type | SRC-I 2CO P | Version |
| Order No. | 8869500000 | RIDERSERIES RCI, Relay socket, Number of contacts: 2, CO contact, |
| GTIN (EAN) | 4032248614455 | Continuous current: 8 A, PUSH IN |
| Qty. | 10 ST | |