

RCI314524

Weidmüller Interface GmbH & Co. KG
Klingenbergstraße 26
D-32758 Detmold
Germany

www.weidmueller.com

Technical data

Approvals

Approvals



ROHS Conform

Dimensions and weights

Depth	25.6 mm	Depth (inches)	1.0079 inch
Height	29 mm	Height (inches)	1.1417 inch
Width	13 mm	Width (inches)	0.5118 inch
Net weight	13.9 g		

Temperatures

Storage temperature	-40 °C...85 °C	Ambient temperature	-40 °C...70 °C
Operating temperature		Humidity	40 °C / 93 % rel. humidity, no condensation

Environmental Product Compliance

RoHS Compliance Status	Compliant without exemption
REACH SVHC	No SVHC above 0.1 wt%

Control side

Rated control voltage	24 V AC	Rated current AC	31.7 mA
Power rating	760 mVA	Coil resistance	350 Ω ± 10 %
Status indicator	No		

Load side

Rated switching voltage	240 V AC	Continuous current	16 A
Max. switching frequency at rated load	0.1 Hz	Max. switching voltage, AC	250 V
Inrush current	30 A / 4 s	AC switching capacity (resistive), max.	4000 VA
DC switching capacity (resistive), max.	384 W @ 24 V	Switch-on delay	≤ 8 ms
Switch-off delay	≤ 6 ms	Contact type	1 CO contact (AgNi)
Mechanical service life	AC coil 5 x 10 ⁶ switching cycles, DC coil 10 x 10 ⁶ switching cycles	Min. switching power	1 mA @ 24 V, 10 mA @ 12 V, 100 mA @ 5 V

General data

Test button available	No	Mechanical switch position indicator	No
Colour	Transparent	UL 94 flammability rating	V-2

Insulation coordination

Rated voltage	250 V	Pollution severity	2
Surge voltage category	III	Insulating material group	IIIa
Clearance and creepage distances for control side - load side	≥ 8 mm	Dielectric strength for control side - load side	5 kVeff / 1 min
Dielectric strength of open contact	1 kVeff / 1 min	Impulse withstand voltage	5 kV (1.2/50 μs)

RCI314524**Weidmüller Interface GmbH & Co. KG**
Klingenbergstraße 26
D-32758 Detmold
Germanywww.weidmueller.com**Technical data****Further details of approvals / standards**

Certificate No. (CSA)	249409-2426937
-----------------------	----------------

Connection data

Wire connection method	Plug-in connection	Pitch in mm (P)	5.00 mm
------------------------	--------------------	-----------------	---------

Classifications

ETIM 8.0	EC001437	ETIM 9.0	EC001437
ETIM 10.0	EC001437	ECLASS 14.0	27-37-16-01
ECLASS 15.0	27-37-16-01		

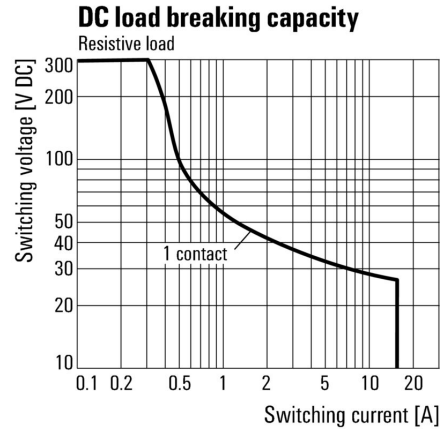
Drawings

Wiring diagram



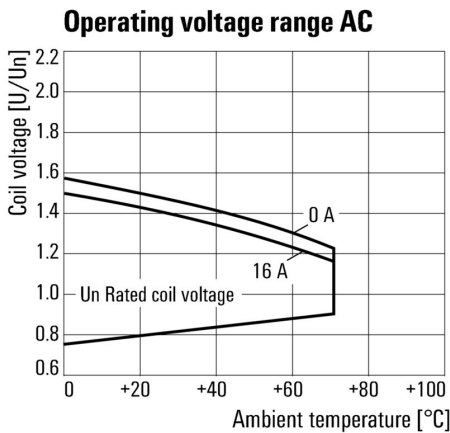
View of Pins from below

Graph



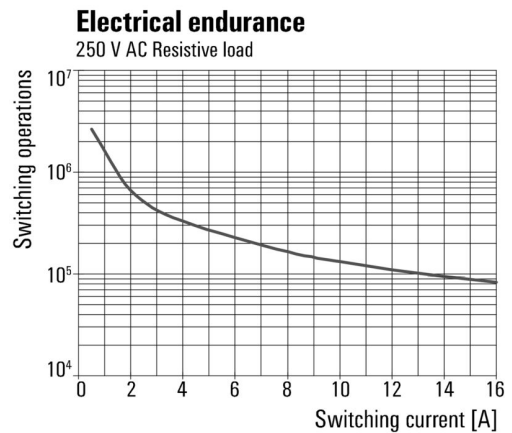
DC load limit curve Resistive load

Graph



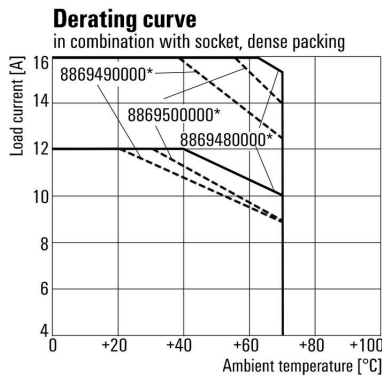
AC operational voltage range

Graph



Electrical service life 250 V AC resistive load

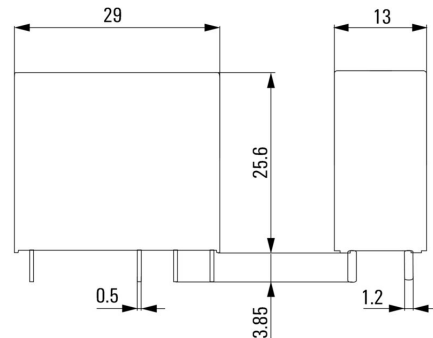
Graph



* For full continuous current (16 A), the wire terminals 11 with 21, 12 with 22 and 14 with 24 must be bridged with a wire $\geq 1,5 \text{ mm}^2$ at the socket.

Derating curve Relay in combination with base

Dimensional drawing



Miscellaneous

	<table border="1" style="display: inline-table; border-collapse: collapse;"> <tr> <td style="padding: 2px;">RCI</td> <td style="width: 20px; height: 15px;"></td> <td style="width: 20px; height: 15px;"></td> <td style="width: 20px; height: 15px;"></td> <td style="width: 20px; height: 15px;"></td> </tr> </table>	RCI																														
RCI																																
<p>Type RIDER Control Industrial</p> <p>Type of construction 3 16 A pinning 5 mm 4 8 A, pinning 5mm</p> <p>Type of contact 1 1 CO without push button 2 2 CO without push button 7 1 CO with push button 8 2 CO with push button</p> <p>Contact material 4 AgNi 90/10</p>		<p>Coil voltage</p> <table border="0"> <tr><td>012</td><td>12 V DC</td></tr> <tr><td>024</td><td>24 V DC</td></tr> <tr><td>048</td><td>48 V DC</td></tr> <tr><td>110</td><td>110 V DC</td></tr> <tr><td>AB2</td><td>12 V DC + LED + diode</td></tr> <tr><td>AC4</td><td>24 V DC + LED + diode</td></tr> <tr><td>AE8</td><td>48 V DC + LED + diode</td></tr> <tr><td>BBO</td><td>110 V DC + LED + diode</td></tr> <tr><td colspan="2"> </td></tr> <tr><td>524</td><td>24 V AC</td></tr> <tr><td>615</td><td>115 V AC</td></tr> <tr><td>730</td><td>230 V AC</td></tr> <tr><td>R24</td><td>24 V AC + LED</td></tr> <tr><td>S15</td><td>115 V AC + LED</td></tr> <tr><td>T30</td><td>230 V AC + LED</td></tr> </table>	012	12 V DC	024	24 V DC	048	48 V DC	110	110 V DC	AB2	12 V DC + LED + diode	AC4	24 V DC + LED + diode	AE8	48 V DC + LED + diode	BBO	110 V DC + LED + diode			524	24 V AC	615	115 V AC	730	230 V AC	R24	24 V AC + LED	S15	115 V AC + LED	T30	230 V AC + LED
012	12 V DC																															
024	24 V DC																															
048	48 V DC																															
110	110 V DC																															
AB2	12 V DC + LED + diode																															
AC4	24 V DC + LED + diode																															
AE8	48 V DC + LED + diode																															
BBO	110 V DC + LED + diode																															
524	24 V AC																															
615	115 V AC																															
730	230 V AC																															
R24	24 V AC + LED																															
S15	115 V AC + LED																															
T30	230 V AC + LED																															

Type codes

RCI314524

Weidmüller Interface GmbH & Co. KG
 Klingenbergstraße 26
 D-32758 Detmold
 Germany

www.weidmueller.com

Accessories

Sockets



Relay sockets for the RIDERSERIES RCI relays

- 1 and 2 CO contacts
- Screw and PUSH IN connection
- Standard and low heights

General ordering data

Type	SRC-I 2CO	Version	
Order No.	8869490000	RIDERSERIES RCI, Relay socket, Number of contacts: 2, CO contact,	
GTIN (EAN)	4032248614448	Continuous current: 8 A, Screw connection	
Qty.	10 ST		
Type	SRC-I 2CO N	Version	
Order No.	8869480000	RIDERSERIES RCI, Relay socket, Number of contacts: 2, CO contact,	
GTIN (EAN)	4032248614431	Continuous current: 8 A, Screw connection	
Qty.	10 ST		
Type	SRC-I 2CO P	Version	
Order No.	8869500000	RIDERSERIES RCI, Relay socket, Number of contacts: 2, CO contact,	
GTIN (EAN)	4032248614455	Continuous current: 8 A, PUSH IN	
Qty.	10 ST		

Cross-connection for socket with PUSH IN connection

Cross-connection for the sockets in the RIDERSERIES RCI.



General ordering data

Type	SRC-I QV P	Version	
Order No.	8870840000	RIDERSERIES RCI, Cross-connector	
GTIN (EAN)	4032248631681		
Qty.	10 ST		

RCI314524

Weidmüller Interface GmbH & Co. KG
Klingenbergstraße 26
D-32758 Detmold
Germany

www.weidmueller.com

Accessories

Cross-connection for socket with screw connection

Cross-connection for the sockets in the D-SERIES DRI.



General ordering data

Type	SRC-I QV S	Version	
Order No.	1132070000		RIDERSERIES RCI, Cross-connector
GTIN (EAN)	4032248912087		
Qty.	10 ST		

Retaining clips



Retaining clip for RIDERSERIES RCI relays
• Metal and plastic retaining clip

General ordering data

Type	SRC-I CLIP HP	Version	
Order No.	8869510000		RIDERSERIES RCI, Retaining clip
GTIN (EAN)	4032248614462		
Qty.	10 ST		

RCI314524

Weidmüller Interface GmbH & Co. KG

Klingenbergstraße 26

D-32758 Detmold

Germany

www.weidmueller.com

Accessories

Individual components



Relay modules with forcibly guided contacts
Relays with forcibly guided contacts have a 99 % diagnostics coverage and an excellent reputation for use in safety systems. The contacts interlock mechanically with each other in order to ensure a synchronous switching status of both contacts. This guarantees that the alert contact will maintain the same switching status in the event of an error (for example, if the working contact welds from an overload). The controller (or safety controller) detects the alert contact and then compares the set values and actual values. If a difference occurs, measures can then be taken to protect equipment and human life.

- 2 CO contacts with 6 A, forcibly guided according to EN 61810-3 type B
- Proven component in safety technology
- Diagnosis coverage of 99 %

General ordering data

Type	SRC-I CLIP HM RCI	Version	
Order No.	1132090000	RIDERSERIES RCI, Retaining clip	
GTIN (EAN)	4032248912209		
Qty.	20 ST		

Protection module



Pluggable protective modules for the RIDERSERIES RCI / RCM relay sockets, with optional protective functions.

- Optional with free-wheeling diode, protective varistor, load resistor or RC filter

General ordering data

Type	RIM-1 1 6/230V	Version	
Order No.	8869580000	RIDERSERIES, Free-wheeling diode, Rated control voltage: 6...230 V	
GTIN (EAN)	4032248614523	DC, Plug-in connection	
Qty.	10 ST		
Type	RIM-3 3 6/60VAC RC	Version	
Order No.	8869770000	RIDERSERIES, RC filter, Rated control voltage: 6...60 V UC, Plug-in connection	
GTIN (EAN)	4032248606320		
Qty.	10 ST		

RCI314524

Weidmüller Interface GmbH & Co. KG
 Klingenbergstraße 26
 D-32758 Detmold
 Germany

www.weidmueller.com

Accessories

Protective varistor



Pluggable protective modules for the RIDERSERIES RCI / RCM relay sockets, with optional protective functions.

- With protective varistor
- For UC supply voltage

General ordering data

Type	RIM-I 4 24VUC VAR	Version	
Order No.	8869710000	RIDERSERIES, Protective varistor, Rated control voltage: 24 V UC,	
GTIN (EAN)	4032248606344	Plug-in connection	
Qty.	10 ST		

LED



Pluggable protective modules for the RIDERSERIES RCI / RCM relay sockets, with optional protective functions.

- Optional with green or red LED
- For UC supply voltage

General ordering data

Type	RIM-I 3 6/24VUC	Version	
Order No.	8869630000	RIDERSERIES, LED module, Rated control voltage: 6...24 V UC, Plug-in connection	
GTIN (EAN)	4032248614578		
Qty.	10 ST		
Type	RIM-I 3 6/24VUC GN	Version	
Order No.	8869640000	RIDERSERIES, LED module, Rated control voltage: 6...24 V UC, Plug-in connection	
GTIN (EAN)	4032248614585		
Qty.	10 ST		
Type	RIM-I 3 24/60VUC	Version	
Order No.	8869610000	RIDERSERIES, LED module, Rated control voltage: 24...60 V UC, Plug-in connection	
GTIN (EAN)	4032248614554		
Qty.	10 ST		
Type	RIM-I 3 24/60VUC GN	Version	
Order No.	8869620000	RIDERSERIES, LED module, Rated control voltage: 24...60 V UC, Plug-in connection	
GTIN (EAN)	4032248614561		
Qty.	10 ST		

RCI314524

Weidmüller Interface GmbH & Co. KG

Klingenbergstraße 26

D-32758 Detmold

Germany

www.weidmueller.com

Accessories

ESG 6/15



Guaranteed long service life: ESG

The multi-colour and multi-format labels have a strong adhesive layer to ensure the best possible adhesion to the underlying surface. Double laminated polyester makes the basic material very thin and yet extremely tear-resistant.

Your benefits with MultiMark

- "Different materials for various requirements"
- Can be used with equipment from many manufacturers
- Device markers with a familiar design

General ordering data

Type	ESG 6/15 MM WS	Version	
Order No.	2619940000	ESG, Device markers, 6 x 15 mm, white	
GTIN (EAN)	4050118626148		
Qty.	3000 ST		

ESG 6/17



Guaranteed long service life: ESG

The multi-colour and multi-format labels have a strong adhesive layer to ensure the best possible adhesion to the underlying surface. Double laminated polyester makes the basic material very thin and yet extremely tear-resistant.


Your benefits with MultiMark

- "Different materials for various requirements"
- Can be used with equipment from many manufacturers
- Device markers with a familiar design

General ordering data

Type	ESG 6/17 MM WS	Version	
Order No.	2005100000	ESG, Device markers, 6 x 17 mm, white	
GTIN (EAN)	4050118390728		
Qty.	3000 ST		

Blank



ESG is the tried-and-tested marker in MultiCard format for use on many well-known electrical devices. The result is high-quality device marking with a high-contrast appearance.

Various types are available for devices from manufacturers like Siemens, ABB, Beckhoff etc.

Advantages at a glance:

- Tags for universal usage, self-adhesive or clip-on tags, depending on type
- For aligned equipment, e.g. circuit breakers, we supply ESG markers for clipping onto tag rails
- Individual laser-quality printing according to specifications

For custom printing: Please send us a file of our labeling software M-Print PRO or M-Print PRO Online (without installation) for your labeling specifications.

RCI314524

Weidmüller Interface GmbH & Co. KG
Klingenbergstraße 26
D-32758 Detmold
Germany

www.weidmueller.com

Accessories

General ordering data

Type	ESG 6/15 SRC-I MC NE WS	Version	
Order No.	2558350000	ESG, Device markers x 15 mm, PA 66, Colour: white, pluggable	
GTIN (EAN)	4050118569063		
Qty.	200 ST		

RCI314524

Weidmüller Interface GmbH & Co. KG

Klingenbergstraße 26
D-32758 Detmold
Germany

www.weidmueller.com

Counterpart

Sockets



Relay sockets for the RIDERSERIES RCI relays

- 1 and 2 CO contacts
- Screw and PUSH IN connection
- Standard and low heights

General ordering data

Type	SRC-I 2CO	Version
Order No.	8869490000	RIDERSERIES RCI, Relay socket, Number of contacts: 2, CO contact,
GTIN (EAN)	4032248614448	Continuous current: 8 A, Screw connection
Qty.	10 ST	
Type	SRC-I 2CO N	Version
Order No.	8869480000	RIDERSERIES RCI, Relay socket, Number of contacts: 2, CO contact,
GTIN (EAN)	4032248614431	Continuous current: 8 A, Screw connection
Qty.	10 ST	
Type	SRC-I 2CO P	Version
Order No.	8869500000	RIDERSERIES RCI, Relay socket, Number of contacts: 2, CO contact,
GTIN (EAN)	4032248614455	Continuous current: 8 A, PUSH IN
Qty.	10 ST	