

JPR 24VDC 1CO M12

Weidmüller Interface GmbH & Co. KG
 Klingenbergstraße 26
 D-32758 Detmold
 Germany

www.weidmueller.com

Product image



The JPR relays in their IP 68 JACKPAC enclosures are available with and without electrical isolation. The switching amplifier amplifies 24 Vdc switch outputs to max. 2 A. The switching voltage at the output is fed via a T-junction.

General ordering data

Version	JACKPAC, Relay module, Number of contacts: 1, CO contact AgSnO, Rated control voltage: 24 V DC $\pm 20\%$, Continuous current: 2 A, M12 plug/socket, A-coded
Order No.	8771420000
Type	JPR 24VDC 1CO M12
GTIN (EAN)	4032248439621
Qty.	1 items

JPR 24VDC 1CO M12

Weidmüller Interface GmbH & Co. KG

Klingenbergstraße 26

D-32758 Detmold

Germany

www.weidmueller.com

Technical data

Approvals

Approvals



ROHS Conform

UL File Number Search [UL Website](#)

Certificate no. (cULus) E141197

Dimensions and weights

Depth	83 mm	Depth (inches)	3.2677 inch
Height	14.4 mm	Height (inches)	0.5669 inch
Width	36 mm	Width (inches)	1.4173 inch
Net weight	53.5 g		

Temperatures

Storage temperature	-25 °C...70 °C	Ambient temperature	-25 °C...70 °C
Operating temperature			

Environmental Product Compliance

RoHS Compliance Status	Compliant with exemption
RoHS Exemption (if applicable/known)	6c, 7a
REACH SVHC	Lead 7439-92-1
SCIP	066f3ba0-f03f-48d2-9b27-b897c98936ad

Input

Rated control voltage	24 V DC \pm 20 %	Rated control voltage	24 V DC \pm 20 %
Rated current DC	8 mA	Power rating	200 mW
Pull-in/drop-out voltage, typ.	16.8 V / 1.2 V DC	Pull-in/drop-out current, typ.	5 mA / 1 mA DC
Status indicator	No	Protective circuit	Free-wheeling diode

Control side

Rated control voltage	24 V DC \pm 20 %	Power rating	200 mW
Status indicator	No	Protective circuit	Free-wheeling diode

Output

Continuous current	Current	2 A	
Max. switching voltage, AC	48 V		
Max. switching voltage, DC	24 V		
Continuous current	2 A		
AC switching capacity (resistive), max.	48 VA @ 48 V		
AC switching capacity, max.	48 VA		
Switching capacity	48 V		
DC switching capacity (resistive), max.	48 W @ 24 V		
DC switching capacity, max.	48 W		
Switching capacity	24 V		
Switch-on delay	approx. 5 ms		
Switch-on delay	Time	nominal	6 ms
	Time		6 ms
	Signs		\leq

JPR 24VDC 1CO M12

Weidmüller Interface GmbH & Co. KG
 Klingenbergstraße 26
 D-32758 Detmold
 Germany

www.weidmueller.com

Technical data

Switch-on delay	≤ 6 ms		
Switch-off delay	≤ 12 ms		
Switch-off delay	Time	nominal	6 ms
	Time	6 ms	
	Signs	≤	
Switch-off delay	≤ 6 ms		
Max. switching frequency at rated load	0.1 Hz		
Min. switching power	1 mA @ 24 V, 10 mA @ 10 V, 100 mA @ 5 V		

Load side

Continuous current	2 A	Switch-on delay	approx. 5 ms
Switch-off delay	≤ 12 ms		

General data

Colour	grey	UL 94 flammability rating	V-0
--------	------	---------------------------	-----

Insulation coordination

Rated voltage	300 V	Surge voltage category	III
Pollution severity	2	Protection degree	IP67

Insulation coordination

Rated voltage	300 V	Pollution severity	2
Surge voltage category	III	Protection degree	IP67

Further details of approvals / standards

Certificate no. (cULus)	E141197
-------------------------	---------

Further details of approvals / standards

Certificate no. (cULus)	E141197
-------------------------	---------

Connection data

Wire connection method	M12 plug/socket, A-coded
------------------------	--------------------------

output

Switching voltage, max.	48 V AC; 24 V DC
-------------------------	------------------

Ratings IECEx/ATEX/cUL

Certificate no. (cULus)	E141197
-------------------------	---------

Classifications

ETIM 8.0	EC001437	ETIM 9.0	EC001437
ETIM 10.0	EC001437	ECLASS 14.0	27-37-16-01
ECLASS 15.0	27-37-16-01		

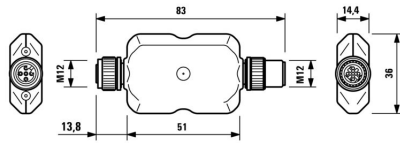
JPR 24VDC 1CO M12

Weidmüller Interface GmbH & Co. KG
 Klingenbergstraße 26
 D-32758 Detmold
 Germany

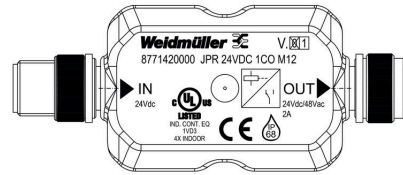
www.weidmueller.com

Drawings

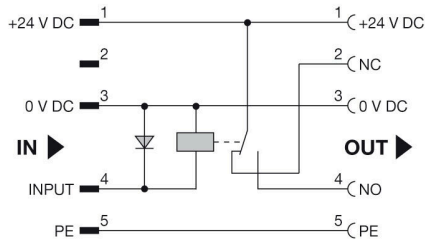
Detailed drawing



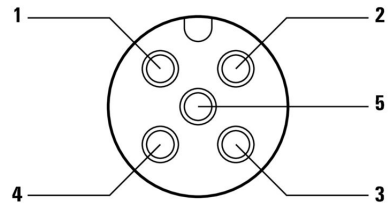
Dimensional drawing



Wiring diagram



Pinning



JPR 24VDC 1CO M12

Weidmüller Interface GmbH & Co. KG
Klingenbergstraße 26
D-32758 Detmold
Germany

www.weidmueller.com

Accessories

PUR halogen-free black (U)



Sensor/actuator cables are used for wiring sensors and actuators and for transmitting data or power in various applications. The moulded cable offers connected and tested connection of the plug-in connector to the cable ex-works. The cables may be exposed to a wide range of conditions, such as humidity, dust, heat, cold, shock or vibration.

Our developers have focused specifically on this issue and designed a host of different M8 and M12 sensor-actuator cables so you are bound to find the solution you need for your application.

Is there something you have not managed to find or you feel needs explanation? Talk to us!

General ordering data

Type	SAIL-M12GM12G-5-0.3U	Version
Order No.	9457340030	Sensor/actuator line, Connecting line, M12 / M12, Number of poles :
GTIN (EAN)	4008190311230	5, 0.3 m, pin, straight - socket, straight, Shielded: No, LED: No, Sheath
Qty.	1 ST	material: PUR, Halogen: No
Type	SAIL-M12GM12G-5-0.6U	Version
Order No.	9457340060	Sensor/actuator line, Connecting line, M12 / M12, Number of poles :
GTIN (EAN)	4008190311247	5, 0.6 m, pin, straight - socket, straight, Shielded: No, LED: No, Sheath
Qty.	1 ST	material: PUR, Halogen: No
Type	SAIL-M12GM12G-5-1.5U	Version
Order No.	9457340150	Sensor/actuator line, Connecting line, M12 / M12, Number of poles :
GTIN (EAN)	4008190311278	5, 1.5 m, pin, straight - socket, straight, Shielded: No, LED: No, Sheath
Qty.	1 ST	material: PUR, Halogen: No

Screwty® cable gland tool with torque function



The ideal tool for any application

Screwty® is the ideal, all-purpose tool for tightening all common sensor and actuator cables. Even difficult-to-reach round plugs are accessible using the Screwty®.

A simple turning movement tightens and loosens the connectors without the need for excessive force. The Screwty® is a unique and global solution since it fits with most cables and plugs from other vendors (over 90 %).

The Screwty® consists of a handle with a conventional 1/4" adapter. Thus it can be used for all sizes: for M12 and M8 round plug-in connectors, and for M12F and M8F customisable plugs and sockets, as well as for all M23 plugs and sockets.

General ordering data

Type	SCREWTY-M12-DM	Version
Order No.	1900001000	Cable gland tool for moulded M12 lines
GTIN (EAN)	4032248436408	
Qty.	1 ST	

JPR 24VDC 1CO M12

Weidmüller Interface GmbH & Co. KG
 Klingenbergstraße 26
 D-32758 Detmold
 Germany

www.weidmueller.com

Accessories

Distributors



General ordering data

Type	SAI-Y-5S PARA 2M12	Version	
Order No.	1783430000	Y-plug, M12, Signal distributor	
GTIN (EAN)	4032248183364		
Qty.	1 ST		

JACKPAC® Zubehör



Weidmüller is now one of the industry's leading international providers of connectors. An important mainstay in this product family are the circular connectors, which Weidmüller groups under the product name SAI. In the development of SAI products, Weidmüller engineers have always concentrated on achieving rational, cost-effective installation concepts, and – in cooperation with major users – have supplied the markets with well-conceived products which set standards in terms of functionality and quality across the globe. An example is the Jackpac® product family. These modules are waterproof signal converters.

General ordering data

Type	JP CLIP M	Version	
Order No.	8778490000	JACKPAC, Relay module	
GTIN (EAN)	4032248448418		
Qty.	10 ST		