Data sheet

RCM270L48

Weidmüller Interface GmbH & Co. KG
Klingenbergstraße 26
D-32758 Detmold
Germany

www.weidmueller.com

Product image



Similar to illustration

Individual relays within the RIDERSERIES RCM
- 2 CO contacts
- Optional AC or DC coils
- With test button and integrated status LED

General ordering data

Version	RIDERSERIES RCM, Relay, Number of contacts: 2, CO contact AgNi, Rated control voltage: 48 V DC, Continuous current: 12 A, Plug-in connection, Test button available: Yes
Order No.	8689890000
Type	RCM270L48
GTIN (EAN)	4032248360567
Qty.	10 items
Delivery status	This article will no longer be available in the future.
Available until	2026-06-30T00:00:00+02:00
Alternative product	CRM20048T

RCM270L48

Weidmüller Interface GmbH & Co. KG
Klingenbergstraße 26
D-32758 Detmold
Germany

www.weidmueller.com

Technical data

Approvals

Approvals	
ROHS	Conform
UL File Number Search	UL Website
Certificate No. (cURus)	E522350

Dimensions and weights

Depth	29 mm	Depth (inches)	1.1417 inch
Height	28 mm	Height (inches)	1.1024 inch
Width	22.5 mm	Width (inches)	0.8858 inch
Net weight	28 g		

Temperatures

Storage temperature	-40 °C...85 °C	Ambient temperature	-40 °C...70 °C
Operating temperature		Humidity	40 °C / 93 % rel. humidity, no condensation

Environmental Product Compliance

RoHS Compliance Status	Compliant without exemption
REACH SVHC	No SVHC above 0.1 wt%

Rated data UL

Certificate No. (cURus)	E522350

Control side

Rated control voltage	48 V DC	Rated current DC	16.4 mA
Power rating	788 mW	Coil resistance	3072 Ω ± 10 %
Status indicator	red LED		

Load side

Rated switching voltage	240 V AC	Continuous current	12 A
Max. switching frequency at rated load	0.1 Hz	Max. switching voltage, AC	250 V
Inrush current	24 A / 20 ms	AC switching capacity (resistive), max.	3000 VA
DC switching capacity (resistive), max.	288 W @ 24 V	Switch-on delay	≤ 15 ms
Switch-off delay	≤ 10 ms	Contact type	2 CO contact (AgNi)
Mechanical service life	AC coil 20 x 106 switching cycles, DC coil 30 x 106 switching cycles	Min. switching power	1 mA @ 24 V, 10 mA @ 12 V, 100 mA @ 5 V

General data

Test button available	Yes	Version of test button	Lockable test button, Momentary test button
Mechanical switch position indicator	Yes	Colour	Transparent
UL 94 flammability rating	V-2		

RCM270L48

Weidmüller Interface GmbH & Co. KG
Klingenbergstraße 26
D-32758 Detmold
Germany

www.weidmueller.com

Technical data

Insulation coordination

Rated voltage	250 V	Pollution severity	2
Surge voltage category	III	Insulating material group	IIIa
Clearance and creepage distances for control side - load side	≥ 4 mm	Dielectric strength for control side - load side	2.5 kVeff / 1 Min.
Dielectric strength of neighbouring contacts	2.5 kVeff / 1 Min.	Dielectric strength of open contact	1.2 kVeff /1 min.
Impulse withstand voltage	5 kV (1.2/50 µs)	Protection degree	IP20

Further details of approvals / standards

Certificate No. (CSA)	249409-2426937	Certificate No. (VDE)	40011762
Certificate No. (cURus)	E522350		

Connection data

Wire connection method	Plug-in connection

Classifications

ETIM 8.0	EC001437	ETIM 9.0	EC001437
ETIM 10.0	EC001437	ECLASS 14.0	27-37-16-01
ECLASS 15.0	27-37-16-01		

RCM270L48

Weidmüller Interface GmbH & Co. KG
Klingenbergstraße 26
D-32758 Detmold
Germany

www.weidmueller.com

Drawings

Wiring diagram

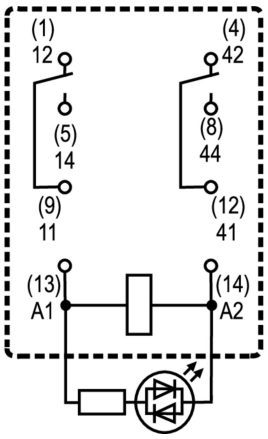

View of Pins from below

Graph

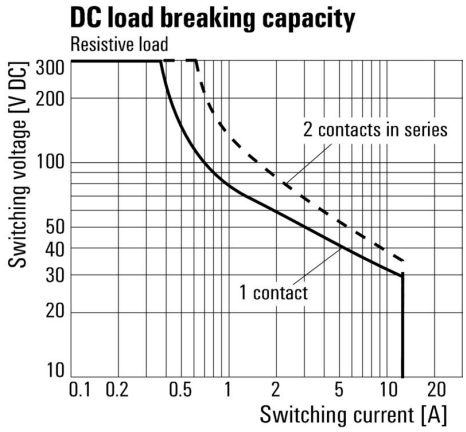

DC load limit curve Resistive load

Graph

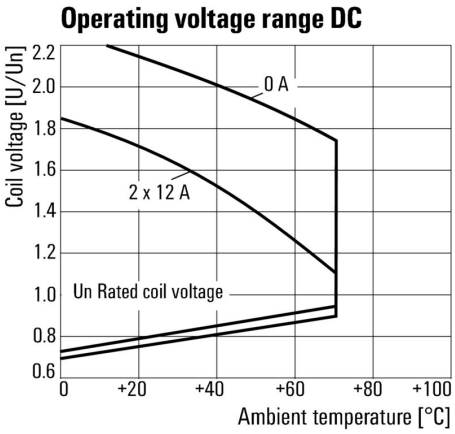

DC operational voltage range

Graph

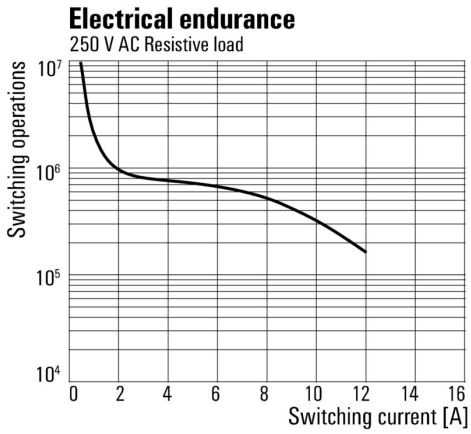

Electrical service life 250 V AC resistive load

Graph

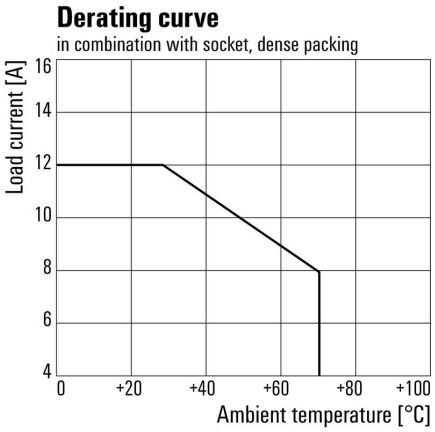

Derating curve Relay in combination with base

Dimensional drawing

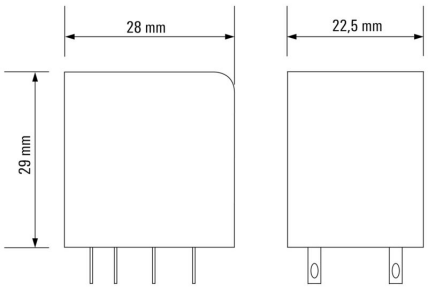

Weidmüller Interface GmbH & Co. KG
Klingenbergstraße 26
D-32758 Detmold
Germany

www.weidmueller.com

Drawings

Miscellaneous

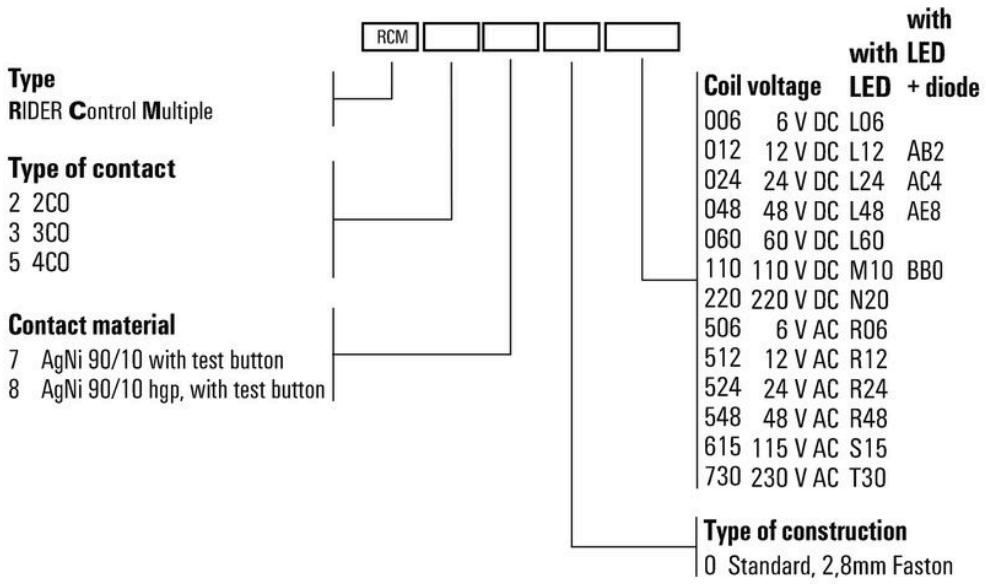

Type codes

Weidmüller Interface GmbH & Co. KG
Klingenbergstraße 26
D-32758 Detmold
Germany

www.weidmueller.com

Accessories

Sockets



relays sockets for RIDERSERIES RCM relays
- 2, 3 and 4 CO contacts
- Screw and PUSH IN connection
- Standard and low heights

General ordering data

Type	SCM-I 2CO	Version
Order No.	8869400000	RIDERSERIES RCM, Relay socket, Number of contacts: 2, CO contact,
GTIN (EAN)	4032248614264	Continuous current: 12 A, Screw connection
Qty.	10 ST	
Type	SCM-I 2CO P	Version
Order No.	8876220000	RIDERSERIES RCM, Relay socket, Number of contacts: 2, CO contact,
GTIN (EAN)	4032248609031	Continuous current: 12 A, PUSH IN
Qty.	10 ST	
Type	SCM-I 4CO	Version
Order No.	8869420000	RIDERSERIES RCM, Relay socket, Number of contacts: 4, CO contact,
GTIN (EAN)	4032248614271	Continuous current: 6 A, Screw connection
Qty.	10 ST	
Type	SCM-I 4CO N	Version
Order No.	8869390000	RIDERSERIES RCM, Relay socket, Number of contacts: 4, CO contact,
GTIN (EAN)	4032248614257	Continuous current: 6 A, Screw connection
Qty.	10 ST	
Type	SCM-I 4CO P	Version
Order No.	8869430000	RIDERSERIES RCM, Relay socket, Number of contacts: 4, CO contact,
GTIN (EAN)	4032248614288	Continuous current: 6 A, PUSH IN
Qty.	10 ST	

Cross-connection for socket with PUSH IN connection

Cross-connection for the socktes in the RIDERSERIES RCM

General ordering data

Type	SCM-I QV P	Version
Order No.	8870850000	RIDERSERIES RCM, Cross-connector
GTIN (EAN)	4032248631698	
Qty.	10 ST	

Weidmüller Interface GmbH & Co. KG
Klingenbergstraße 26
D-32758 Detmold
Germany

www.weidmueller.com

Accessories

Cross-connection for socket with screw connection



Cross-connection for the socktes in the RIDERSERIES RCM

General ordering data

Type	SCM-I QV S	Version
Order No.	1132080000	RIDERSERIES RCM, Cross-connector
GTIN (EAN)	4032248912193	
Qty.	10 ST	

Protection module

Pluggable protective modules for the RIDERSERIES RCI / RCM relay sockets, with optional protective functions.
- Optional with free-wheeling diode, protective varistor, load resistor or RC filter

General ordering data

Type	RIM-I 1 6/230V	Version
Order No.	8869580000	RIDERSERIES, Free-wheeling diode, Rated control voltage: 6...230 V
GTIN (EAN)	4032248614523	DC, Plug-in connection
Qty.	10 ST	

LED / Free-wheel diode

Pluggable protective modules for the RIDERSERIES RCI / RCM relay sockets, with optional protective functions.
- Optional with green or red LED
- With free-wheeling diode
- For DC supply voltage

General ordering data

Type	RIM-I 2 24/60VDC	Version
Order No.	8869670000	RIDERSERIES, LED module with freewheel diode, Rated control
GTIN (EAN)	4032248614608	voltage: 24...60 V DC, Plug-in connection
Qty.	10 ST	

Weidmüller Interface GmbH & Co. KG
Klingenbergstraße 26
D-32758 Detmold
Germany

www.weidmueller.com

Accessories

Type	RIM-I 2 24/60VDC GN	Version
Order No.	8869680000	RIDERSERIES, LED module with freewheel diode, Rated control
GTIN (EAN)	4032248614615	voltage: 24...60 V DC, Plug-in connection
Qty.	10 ST	

LED

Pluggable protective modules for the RIDERSERIES RCI / RCM relay sockets, with optional protective functions.
- Optional with green or red LED
- For UC supply voltage

General ordering data

Type	RIM-I 3 24/60VUC	Version
Order No.	8869610000	RIDERSERIES, LED module, Rated control voltage: 24...60 V UC, Plug-
GTIN (EAN)	4032248614554	in connection
Qty.	10 ST	
Type	RIM-I 3 24/60VUC GN	Version
Order No.	8869620000	RIDERSERIES, LED module, Rated control voltage: 24...60 V UC, Plug-
GTIN (EAN)	4032248614561	in connection
Qty.	10 ST	

Retaining clips

Retaining clip for RIDERSERIES RCM relays
- Metal and plastic retaining clip

General ordering data

Type	SCM-I CLIP M	Version
Order No.	8869450000	RIDERSERIES RCM, Retaining clip
GTIN (EAN)	4032248614301	
Qty.	10 ST	
Type	SCM-I CLIP P	Version
Order No.	8869440000	RIDERSERIES RCM, Retaining clip
GTIN (EAN)	4032248614295	
Qty.	10 ST	
Type	SCM-I CLIP N	Version
Order No.	8875620000	RIDERSERIES RCM, Retaining clip
GTIN (EAN)	4032248608577	
Qty.	10 ST	

Weidmüller Interface GmbH & Co. KG
Klingenbergstraße 26
D-32758 Detmold
Germany

www.weidmueller.com

Accessories

ESG 6/15

Guaranteed long service life: ESG
The multi-colour and multi-format labels have a strong adhesive layer to ensure the best possible adhesion to the underlying surface. Double laminated polyester makes the basic material very thin and yet extremely tear-resistant.
Your benefits with MultiMark
- “Different materials for various requirements”
- Can be used with equipment from many manufacturers
- Device markers with a familiar design

General ordering data

Type	ESG 6/15 MM WS	Version
Order No.	2619940000	ESG, Device markers, 6 x 15 mm, white
GTIN (EAN)	4050118626148	
Qty.	3000 ST	

ESG 6/17

Guaranteed long service life: ESG
The multi-colour and multi-format labels have a strong adhesive layer to ensure the best possible adhesion to the underlying surface. Double laminated polyester makes the basic material very thin and yet extremely tear-resistant.
Your benefits with MultiMark
- “Different materials for various requirements”
- Can be used with equipment from many manufacturers
- Device markers with a familiar design

General ordering data

Type	ESG 6/17 MM WS	Version
Order No.	2005100000	ESG, Device markers, 6 x 17 mm, white
GTIN (EAN)	4050118390728	
Qty.	3000 ST	

Blank



ESG is the tried-and-tested marker in MultiCard format for use on many well-known electrical devices. The result is high-quality device marking with a high-contrast appearance.
Various types are available for devices from manufacturers like Siemens, ABB, Beckhoff etc.
Advantages at a glance:
- Tags for universal usage, self-adhesive or clip-on tags, depending on type
- For aligned equipment, e.g. circuit breakers, we supply ESG markers for clipping onto tag rails
- Individual laser-quality printing according to specifications

For custom printing: Please send us a file of our labeling software M-Print PRO or M-Print PRO Online (without installation) for your labeling specifications.

Weidmüller Interface GmbH & Co. KG
Klingenbergstraße 26
D-32758 Detmold
Germany

www.weidmueller.com

Accessories

General ordering data

Type	ESG 9/26 SCM-I MC NE WS	Version
Order No.	2558330000	ESG, Device markers x 26 mm, PA 66, Colour: white, pluggable
GTIN (EAN)	4050118569049	
Qty.	80 ST	

RCM270L48

Weidmüller Interface GmbH & Co. KG
Klingenbergstraße 26
D-32758 Detmold
Germany

www.weidmueller.com

Counterpart

Sockets



relays sockets for RIDERSERIES RCM relays
- 2, 3 and 4 CO contacts
- Screw and PUSH IN connection
- Standard and low heights

General ordering data

Type	SCM-I 2CO	Version
Order No.	8869400000	RIDERSERIES RCM, Relay socket, Number of contacts: 2, CO contact,
GTIN (EAN)	4032248614264	Continuous current: 12 A, Screw connection
Qty.	10 ST	
Type	SCM-I 2CO P	Version
Order No.	8876220000	RIDERSERIES RCM, Relay socket, Number of contacts: 2, CO contact,
GTIN (EAN)	4032248609031	Continuous current: 12 A, PUSH IN
Qty.	10 ST	
Type	SCM-I 4CO	Version
Order No.	8869420000	RIDERSERIES RCM, Relay socket, Number of contacts: 4, CO contact,
GTIN (EAN)	4032248614271	Continuous current: 6 A, Screw connection
Qty.	10 ST	
Type	SCM-I 4CO N	Version
Order No.	8869390000	RIDERSERIES RCM, Relay socket, Number of contacts: 4, CO contact,
GTIN (EAN)	4032248614257	Continuous current: 6 A, Screw connection
Qty.	10 ST	
Type	SCM-I 4CO P	Version
Order No.	8869430000	RIDERSERIES RCM, Relay socket, Number of contacts: 4, CO contact,
GTIN (EAN)	4032248614288	Continuous current: 6 A, PUSH IN
Qty.	10 ST	