


ZDK 4-2**Weidmüller Interface GmbH & Co. KG**

Klingenbergstraße 26

D-32758 Detmold

Germany

www.weidmueller.com

Product image

To feed through power, signal, and data is the classical requirement in electrical engineering and panel building. The insulating material, the connection system and the design of the terminal blocks are the differentiating features. A feed-through terminal block is suitable for joining and/or connecting one or more conductors. They could have one or more connection levels that are on the same potential or insulated against one another.

General ordering data

Version	Feed-through terminal, Double-tier terminal, Tension-clamp connection, 4 mm ² , 800 V, 32 A, dark beige
Order No.	8670750000
Type	ZDK 4-2
GTIN (EAN)	4032248422012
Qty.	50 items

ZDK 4-2

Weidmüller Interface GmbH & Co. KG

Klingenbergstraße 26
D-32758 Detmold
Germany

www.weidmueller.com

Technical data

Approvals

Approvals



ROHS Conform

UL File Number Search [UL Website](#)

Certificate No. (UR) E60693

Dimensions and weights

Depth	60 mm	Depth (inches)	2.3622 inch
Depth including DIN rail	61 mm	Height	77.6 mm
Height (inches)	3.0551 inch	Width	6.1 mm
Width (inches)	0.2402 inch	Net weight	15.8 g

Temperatures

Storage temperature	-25 °C...55 °C	Ambient temperature	-50 °C...75 °C
Continuous operating temp., min.	-50 °C	Continuous operating temp., max.	120 °C

Environmental Product Compliance

RoHS Compliance Status	Compliant without exemption
REACH SVHC	No SVHC above 0.1 wt%

Material data

Basic material	Wemid	Colour	dark beige
UL 94 flammability rating	V-0		

System specifications

Version	Tension-clamp connection, for plug-in cross-connector, One end without connector	End cover plate required	Yes
Number of potentials	2	Number of levels	2
Number of clamping points per level	2	Levels cross-connected internally	Yes
PE connection	No	Mounting rail	TS 35

Additional technical data

Open sides	right	Explosion-tested version	No
Type of mounting	Snap-on		

CSA rating data

Wire cross section max. (CSA)	10 AWG	Voltage size C (CSA)	600 V
Current size C (CSA)	30 A	Certificate No. (CSA)	200039-1236167
Wire cross section min. (CSA)	26 AWG		

Conductors for clamping (additional connection)

Connection type, additional connection Tension-clamp connection

ZDK 4-2

Weidmüller Interface GmbH & Co. KG
 Klingenbergstraße 26
 D-32758 Detmold
 Germany

www.weidmueller.com

Technical data

Conductors for clamping (rated connection)

Gauge to IEC 60947-1	A3		
Wire connection cross section AWG, max.	AWG 16		
Connection direction	Inclined / angled		
Stripping length	10 mm		
Type of connection 2	Tension-clamp connection		
Type of connection	Tension-clamp connection		
Number of connections	4		
Clamping range, max.	6 mm ²		
Clamping range, min.	0.13 mm ²		
Blade size	0.6 x 3.5 mm		
Wire connection cross section AWG, min.	AWG 26		
Wire connection cross-section, finely stranded with wire-end ferrules DIN 46228/4, max.	4 mm ²		
Wire connection cross-section, finely stranded with wire-end ferrules DIN 46228/4, min.	0.13 mm ²		
Wire connection cross-section, finely stranded with wire-end ferrules DIN 46228/1, max.	4 mm ²		
Wire connection cross-section, finely stranded with wire-end ferrules DIN 46228/1, min.	0.13 mm ²		
Wire connection cross section, finely stranded, max.	4 mm ²		
Wire connection cross section, finely stranded, min.	0.13 mm ²		
Connection cross-section, stranded, max.	4 mm ²		
Connection cross-section, stranded, min.	0.13 mm ²		
Twin wire-end ferrules, max.	1.5 mm ²		
Twin wire-end ferrules, min.	0.5 mm ²		
Wire connection cross-section, solid core, max.	6 mm ²		
Wire connection cross-section, solid core, min.	0.13 mm ²		
Connection cross-section, finely stranded, max.	6 mm ²		
Connection cross-section, finely stranded, min.	0.13 mm ²		
Tube length for wire-end ferrule with plastic collar DIN 46228/4	Tube length	min.	8 mm
		max.	10 mm
Cross-section for conductor connection	Tube length	nominal	0.5 mm ²
		min.	6 mm
Cross-section for conductor connection	Tube length	max.	12 mm
		nominal	0.75 mm ²
Cross-section for conductor connection	Tube length	min.	6 mm
		max.	12 mm
Cross-section for conductor connection	Tube length	nominal	1 mm ²
		min.	8 mm
Cross-section for conductor connection	Tube length	max.	12 mm
		nominal	1.5 mm ²
Cross-section for conductor connection	Tube length	min.	8 mm
		max.	12 mm
Cross-section for conductor connection	Tube length	nominal	2.5 mm ²
		min.	10 mm

ZDK 4-2

Weidmüller Interface GmbH & Co. KG

Klingenbergstraße 26
D-32758 Detmold
Germany

www.weidmueller.com

Technical data

Tube length for twin wire-end ferrule		max.	12 mm
	Cross-section for conductor connection	nominal	4 mm ²
	Tube length	min.	8 mm
		max.	12 mm
	Cross-section for conductor connection	nominal	0.5 mm ²
Tube length for wire-end ferrule without plastic collar DIN 46228/1	Tube length	min.	8 mm
		max.	12 mm
	Cross-section for conductor connection	nominal	0.75 mm ²
	Tube length	nominal	10 mm
	Cross-section for conductor connection	nominal	0.5 mm ²
	Tube length	nominal	10 mm
	Cross-section for conductor connection	nominal	0.75 mm ²
	Tube length	nominal	10 mm
	Cross-section for conductor connection	nominal	1 mm ²
	Tube length	min.	10 mm
		max.	12 mm
	Cross-section for conductor connection	nominal	1.5 mm ²
	Tube length	min.	10 mm
		max.	12 mm
	Cross-section for conductor connection	nominal	2.5 mm ²
Tube length	nominal	12 mm	
Cross-section for conductor connection	nominal	4 mm ²	

Dimensions

TS 35 offset 32.5 mm

General

Wire connection cross section AWG, max.	AWG 16	Wire connection cross section AWG, min.	AWG 26
Standards	IEC 60947-7-1	Mounting rail	TS 35

Rating data

Rated cross-section	4 mm ²	Rated voltage	800 V
Rated DC voltage	800 V	Nominal current	32 A
Current at maximum wires	32 A	Standards	IEC 60947-7-1
Volume resistance according to IEC 60947-7-x	1 mΩ	Rated impulse withstand voltage	8 kV
Power loss in accordance with IEC 60947-7-x	1.02 W	Pollution severity	3

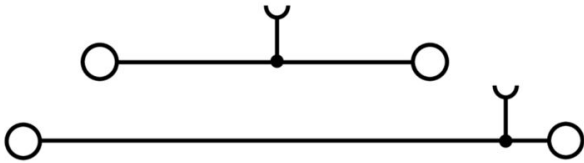
UL rating data

Conductor size Factory wiring max. (UR)	10 AWG	Current size C (UR)	25 A
Voltage size C (UR)	600 V	Conductor size Factory wiring min. (UR)	26 AWG
Certificate No. (UR)	E60693	Conductor size Field wiring min. (UR)	26 AWG
Conductor size Field wiring max. (UR)	10 AWG		

Classifications

ETIM 8.0	EC000897	ETIM 9.0	EC000897
ETIM 10.0	EC000897	ECLASS 14.0	27-25-01-02
ECLASS 15.0	27-25-01-02		

Drawings



ZDK 4-2

Weidmüller Interface GmbH & Co. KG
 Klingenbergstraße 26
 D-32758 Detmold
 Germany

www.weidmueller.com

Accessories

Cross-connections



The distribution or multiplication of a potential to adjoining terminal blocks is realized via a cross-connection. Additional wiring effort can be easily avoided. Even if the poles are broken out, contact reliability in the terminal blocks is still ensured. Our portfolio offers pluggable and screwable cross-connection systems for modular terminal blocks.

General ordering data

Type	ZQV 4/2 GE	Version
Order No.	1608950000	Accessories, Cross-connector, 32 A
GTIN (EAN)	4008190263225	
Qty.	60 ST	
Type	ZQV 4/3 GE	Version
Order No.	1608960000	Accessories, Cross-connector, 32 A
GTIN (EAN)	4008190263232	
Qty.	60 ST	
Type	ZQV 4/4 GE	Version
Order No.	1608970000	Accessories, Cross-connector, 32 A
GTIN (EAN)	4008190263249	
Qty.	60 ST	
Type	ZQV 4/5 GE	Version
Order No.	1608980000	Accessories, Cross-connector, 32 A
GTIN (EAN)	4008190263256	
Qty.	20 ST	
Type	ZQV 4/6 GE	Version
Order No.	1608990000	Accessories, Cross-connector, 32 A
GTIN (EAN)	4008190263263	
Qty.	20 ST	
Type	ZQV 4/7 GE	Version
Order No.	1609000000	Accessories, Cross-connector, 32 A
GTIN (EAN)	4008190263270	
Qty.	20 ST	
Type	ZQV 4/8 GE	Version
Order No.	1609010000	Accessories, Cross-connector, 32 A
GTIN (EAN)	4008190263287	
Qty.	20 ST	
Type	ZQV 4/9 GE	Version
Order No.	1609020000	Accessories, Cross-connector, 32 A
GTIN (EAN)	4008190263294	
Qty.	20 ST	
Type	ZQV 4/10 GE	Version
Order No.	1609030000	Accessories, Cross-connector, 32 A
GTIN (EAN)	4008190263300	
Qty.	20 ST	
Type	ZQV 4/20 GE	Version
Order No.	1909010000	Z-series, Cross-connector, For the terminals, Number of poles: 20
GTIN (EAN)	4032248535637	
Qty.	20 ST	

ZDK 4-2

Weidmüller Interface GmbH & Co. KG

Klingenbergstraße 26

D-32758 Detmold

Germany

www.weidmueller.com

Accessories

End plates and partition plates




Partition plates and end plates are essential accessories for terminal blocks. Partition plates provide optical and electrical separation of different potentials and functional groups, increasing safety and ensuring a clear structure inside the control cabinet. End plates close the terminal block row on the sides, protect against contact with live parts, and ensure a clean, stable finish. Both components are precisely matched to the respective Weidmüller terminal block series, contributing to safe, compliant, and professional wiring.

General ordering data

Type	ZAP/TW ZDK4-2	Version	
Order No.	8670760000	Version	Z-series, End plate, Partition plate
GTIN (EAN)	4032248337415		
Qty.	50 ST		
Type	ZAP ZDK 4-2 OR	Version	
Order No.	8704430000	Version	Z-series, End plate
GTIN (EAN)	4032248375394		
Qty.	50 ST		

End bracket



Weidmüller's range of products includes end brackets that guarantee a permanent, reliable mounting on the terminal rail and prevent sliding. Versions with and without screws are available. The end brackets include marking options, also for group markers, and also a test plug holder.

General ordering data

Type	ZEW 35	Version	
Order No.	9540000000	Version	End bracket, dark beige, TS 35, V-2, Wemid, Width: 6 mm, 100 °C
GTIN (EAN)	4008190956264		
Qty.	20 ST		

Testadapter and testsockets



Test adapters and test plugs are used for the electrical connection between terminal blocks and the test equipment. In this way, an electrical contact can be established in the wired state and measurements can be done easily.

ZDK 4-2

Weidmüller Interface GmbH & Co. KG

Klingenbergstraße 26

D-32758 Detmold

Germany


www.weidmueller.com

Accessories

General ordering data

Type	ZTA 6/ZA	Version	
Order No.	1780660000	Accessories, Test adapter, 17.5 A	
GTIN (EAN)	4032248180189		
Qty.	25 ST		

Warning cover



Warning covers with a flash symbol provide more safety for man and machine. They are used where external voltage must be indicated within the application.

General ordering data

Type	ZAD 1/4	Version	
Order No.	1609110000	Z-series, Cover	
GTIN (EAN)	4008190190910		
Qty.	20 ST		

Custom printing



The Dekafix (DEK) marker is the universal marker for all conductor and plug-in connectors as well as for electronic sub-assemblies. The system is ideal for short number sequences and covers a wide range of ready-printed markers.

Strips for fast installation in only one work step. The printing is easy to read, rich in contrast and available in various widths.

- Large range of ready-to-use markers
 - Strips for fast installation
 - Terminal markers, suitable for all Weidmüller cable connectors
 - Available as blank MultiCard or with standard printing
- For custom printing: Please send us a file of our labeling software M-Print PRO or M-Print PRO Online (without installation) for your labeling specifications.

General ordering data

Type	DEK 5/6 MC SDR	Version	
Order No.	1609830000	Dekafix, Terminal marker, 5 x 6 mm, Pitch in mm (P): 6.00	
GTIN (EAN)	4008190456603	Weidmueller, To customer specification	
Qty.	200 ST		

ZDK 4-2

Weidmüller Interface GmbH & Co. KG

Klingenbergstraße 26


D-32758 Detmold

Germany

www.weidmueller.com

Accessories

Marker holder




The marker holder offer the possibility of additional mounting of standard markers with a pitch of 5 or 5.1 mm. The angled holders can be optionally snapped together and could be mounted in all standard marking channels of the Klippon® Connect modular terminal blocks. Fitting marker types could be found under the respective accessories of the designation marking holder.

General ordering data

Type	BZT 1 WS 10/5	Version	
Order No.	1805490000	Accessories, Marker holder	
GTIN (EAN)	4032248270231		
Qty.	100 ST		
Type	BZT 1 ZA WS 10/5	Version	
Order No.	1805520000	Accessories, Marker holder	
GTIN (EAN)	4032248270248		
Qty.	100 ST		

Slotted screwdriver



VDE insulated screwdriver sets, for working on live parts up to 1000 V AC and 1500 V DC, DIN EN 60900. IEC 900. Each piece is "GS" safety tested. Blade made from fully hardened, high-alloy chromium-vanadium-molybdenum steel, gun-metal finish.

General ordering data

Type	SDIS SLIM 0.6X3.5X100	Version	
Order No.	2749610000	Mounting tool, Blade width (B): 3.5 mm, Blade length: 100 mm, Blade	
GTIN (EAN)	4050118896350	thickness (A): 0.6 mm	
Qty.	1 ST		