Data sheet

MCZ R 48...110VDC 1NO TRAK

Weidmüller Interface GmbH & Co. KG
Klingenbergstraße 26
D-32758 Detmold
Germany

www.weidmueller.com

Product image



Similar to illustration

High reliability in a terminal block format
MCZ SERIES relay modules are among the smallest on the market. Thanks to the small width of just 6.1 mm, a lot of space can be saved in the panel. All products in the series have three cross-connection terminals and are distinguished by simple wiring with plug-in cross-connections. The tension clamp connection system, proven a million times over, and the integrated reverse polarity protection ensure a high level of safety during installation and operation. Precisely fitting accessories from cross-connectors to markers and end plates make the MCZ SERIES versatile and convenient to use.

- Tension clamp connection
- Integrated cross-connection in input/output.
- Clampable conductor cross-section is 0.5 to 1.5 mm²
- Variants of the MCZ TRAK type are particularly suitable for the transport sector and tested according to DIN EN 50155

General ordering data

Version	MCZ-SERIES TRAK, Relay module, Number of contacts: 1, NO contact AgSnO, Rated control voltage: 48 V...110 V DC +25 % / -30 %, Continuous current: 6 A, Tension-clamp connection, Test button available: No
Order No.	8574070000
Type	MCZ R 48...110VDC 1NO TRAK
GTIN (EAN)	4032248232932
Qty.	10 items
Delivery status	This article will no longer be available in the future.
Last order date	2026-10-30T00:00:00+01:00
Alternative product	TRPL 48-110VDC 1NO TRAK

Data sheet

MCZ R 48...110VDC 1NO TRAK

Weidmüller Interface GmbH & Co. KG
Klingenbergstraße 26
D-32758 Detmold
Germany

www.weidmueller.com

Technical data

Approvals

Approvals	
ROHS	Conform

Dimensions and weights

Depth	63.2 mm	Depth (inches)	2.4882 inch
Height	91 mm	Height (inches)	3.5827 inch
Width	6.1 mm	Width (inches)	0.2402 inch
Net weight	27.2 g		

Temperatures

Storage temperature	-40 °C...85 °C	Ambient temperature	-25 °C...70 °C
Operating temperature		Humidity	95 % for 30 days, minimal condensation to EN 50155
Note: room temperature (service)	+85 °C for 10 minutes		

Environmental Product Compliance

RoHS Compliance Status	Compliant with exemption
RoHS Exemption (if applicable/known)	7a, 7cI
REACH SVHC	Lead 7439-92-1
SCIP	35d83707-6a3b-45b5-b9f8-6ba8184c863e

Control side

Rated control voltage	48 V...110 V DC +25 % / -30 %	Rated current DC	<3 mA
Power rating	<300 mW	Status indicator	Green LED
Protective circuit	Free-wheeling diode, Varistor, Reverse polarity protection	Reset time after voltage interruption, max.	10 ms

Load side

Rated switching voltage	250 V AC	Continuous current	6 A
Max. switching frequency at rated load	0.1 Hz	Switching voltage (AC), max.	250 V
Switching voltage (DC), max.	250 V	Inrush current	6 A
AC switching capacity (resistive), max.	1500 VA	DC switching capacity (resistive), max.	120 W @ 24 V
Switch-on delay	<4 ms	Switch-off delay	<100 ms
Contact type	1 NO contact (AgSnO)	Mechanical service life	10 x 106 switching cycles
Min. switching power	100 mA @ 12 V		

General data

Version	for railway applications
Mounting rail	TS 35
Test button available	No
Mechanical switch position indicator	No
Open sides	right
Colour	beige

MCZ R 48...110VDC 1NO TRAK

Weidmüller Interface GmbH & Co. KG
Klingenbergstraße 26
D-32758 Detmold
Germany

www.weidmueller.com

Technical data

UL94 flammability rating component	Component	Housing
	UL94 flammability rating	V-0

Insulation coordination

Rated voltage	300 V	Pollution severity	2
Surge voltage category	III	Clearance and creepage distances for control side - load side	≥ 5.5 mm
Dielectric strength for control side - load side	4 kVeff / 1 s	Dielectric strength to mounting rail	4 kVeff / 1 Min.
Impulse withstand voltage	4 kV (1.2/50 µs)	Protection degree	IP20

Connection data

Wire connection method	Tension-clamp connection	Stripping length, rated connection	8 mm
Clamping range, rated connection	1.5 mm²	Clamping range, min.	0.5 mm²
Clamping range, max.	1.5 mm²	Wire connection cross section AWG, min.	AWG 26
Wire connection cross section AWG, max.	AWG 16	Wire cross-section, solid, min.	0.5 mm²
Wire cross-section, solid, max.	1.5 mm²	Wire cross-section, solid, min. (AWG)	AWG 26
Wire cross-section, solid, max. (AWG)	AWG 16	Wire connection cross section, finely stranded, min.	0.5 mm²
Wire connection cross-section, finely stranded, max.	1.5 mm²	Wire cross-section, finely stranded, min. (AWG)	AWG 26
Wire cross-section, finely stranded, max. (AWG)	AWG 16	Wire connection cross-section, finely stranded with wire-end ferrules DIN 46228/4, min.	0.5 mm²
Wire connection cross-section, finely stranded with wire-end ferrules DIN 46228/4, max.	1.5 mm²	Conductor cross-section, flexible with wire end ferrule (DIN 46228-1), min.	0.5 mm²
Conductor cross-section, flexible with wire end ferrule (DIN 46228-1), max.	1.5 mm²	Blade size	0.6 x 3.5 mm

Classifications

ETIM 8.0	EC001437	ETIM 9.0	EC001437
ETIM 10.0	EC001437	ECLASS 14.0	27-37-16-01
ECLASS 15.0	27-37-16-01		

MCZ R 48...110VDC 1NO TRAK

Weidmüller Interface GmbH & Co. KG
Klingenbergstraße 26
D-32758 Detmold
Germany

www.weidmueller.com

Drawings

Product image



Similar to illustration

Wiring diagram

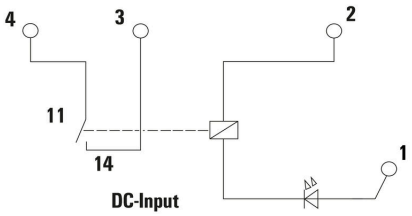

Graph

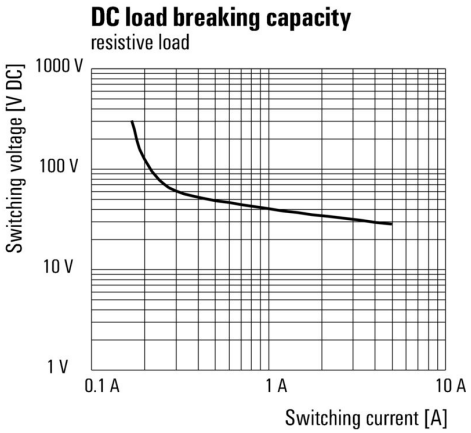

DC load limit curve

Graph

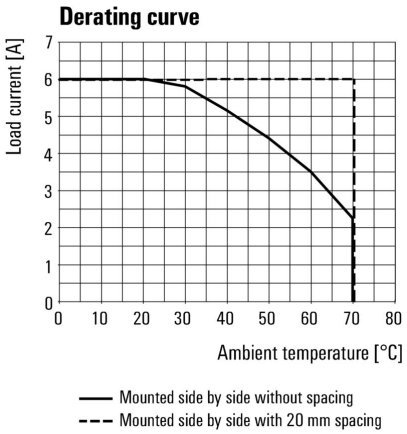

Derating curve

Dimensional drawing

