


MCZ CFC 4-20MA

Weidmüller Interface GmbH & Co. KG
Klingenbergstraße 26
D-32758 Detmold
Germany

www.weidmueller.com

Product image**MCZ: The smallest solution**

- The smallest analogue signal converter in terminal block format on the market
- Space-saving conversion of analogue signals in the control cabinet thanks to the slim, 6 mm wide module width
- Simple wiring with plug-in cross-connectors

General ordering data

Version	DC/f transformer, Input : 4-20 mA, Output frequency: 0...1/ 4/ 8/ 16 kHz
Order No.	8461490000
Type	MCZ CFC 4-20MA
GTIN (EAN)	4032248037797
Qty.	10 items

MCZ CFC 4-20MA

Weidmüller Interface GmbH & Co. KG

Klingenbergstraße 26

D-32758 Detmold

Germany

www.weidmueller.com

Technical data

Approvals

Approvals



ROHS Conform

Dimensions and weights

Depth	63.2 mm	Depth (inches)	2.4882 inch
Width	6 mm	Width (inches)	0.2362 inch
Length	91 mm	Length (inches)	3.5827 inch
Net weight	25 g		

Temperatures

Storage temperature	-20 °C...85 °C	Operating temperature	0 °C...60 °C
---------------------	----------------	-----------------------	--------------

Probability of failure

SIL in compliance with IEC 61508 None

Environmental Product Compliance

RoHS Compliance Status	Compliant with exemption
RoHS Exemption (if applicable/known)	7a, 7cl
REACH SVHC	Lead 7439-92-1
SCIP	c2a21576-d875-4548-ae68-5e7f85ddf0c7

Input

Number inputs	1	Input current	4...20 mA
Input resistance, current	50 Ω	Voltage drop	5.8...6.4 V at 20 mA

Output

Number of outputs	1	Load impedance current	≤ 600 Ω
Output frequency	0...1/ 4/ 8/ 16 kHz	Output level	PNP, Ub-0.7 V
Output current	max. 20 mA		

General data

Accuracy	0.15 % v. FSR	Protection degree	IP20
Status indicator	LED, pulsing	Supply voltage	24 V DC ± 10 %
Long-term drift	0	Current consumption	14 mA without load
Mounting rail	TS 35	Temperature coefficient	≤ 250 ppm/K
Nominal power consumption	2 VA	Operating altitude	≤ 2000 m

Insulation coordination

Impulse withstand voltage	1.5 kV	EMC standards	EN 61000-6
Test voltage	0.3 kV	Surge voltage category	III
Pollution severity	2	Galvanic isolation	between input/output/supply
Insulation voltage input or output/rail	4 kVeff / 1 min.	Insulation voltage	1 kV DC
Rated voltage	100 V		

Creation date 28.02.2026 02:24:22 MEZ

Catalogue status / Drawings

MCZ CFC 4-20MA

Weidmüller Interface GmbH & Co. KG
 Klingenbergstraße 26
 D-32758 Detmold
 Germany

www.weidmueller.com

Technical data

Connection data

Type of connection	Tension-clamp connection	Clamping range, rated connection	1.5 mm ²
Clamping range, min.	0.5 mm ²	Clamping range, max.	1.5 mm ²
Wire connection cross section AWG, min.	AWG 26	Wire connection cross section AWG, max.	AWG 16
Wire cross-section, solid, min.	0.5 mm ²	Wire cross-section, solid, max.	1.5 mm ²
Wire cross-section, solid, min. (AWG)	AWG 26	Wire cross-section, solid, max. (AWG)	AWG 16
Wire connection cross section, finely stranded, min.	0.5 mm ²	Wire connection cross section, finely stranded, max.	1.5 mm ²
Wire cross-section, finely stranded, min. (AWG)	AWG 26	Wire cross-section, finely stranded, max. (AWG)	AWG 16
Wire connection cross-section, finely stranded with wire-end ferrules DIN 46228/4, min.	0.5 mm ²	Wire connection cross-section, finely stranded with wire-end ferrules DIN 46228/4, max.	1.5 mm ²
Conductor cross-section, flexible, AEH (DIN 46228-1), min.	0.5 mm ²	Conductor cross-section, flexible, AEH (DIN 46228-1), max.	1.5 mm ²

Classifications

ETIM 8.0	EC002918	ETIM 9.0	EC002918
ETIM 10.0	EC002918	ECLASS 14.0	27-21-01-28
ECLASS 15.0	27-21-01-28		

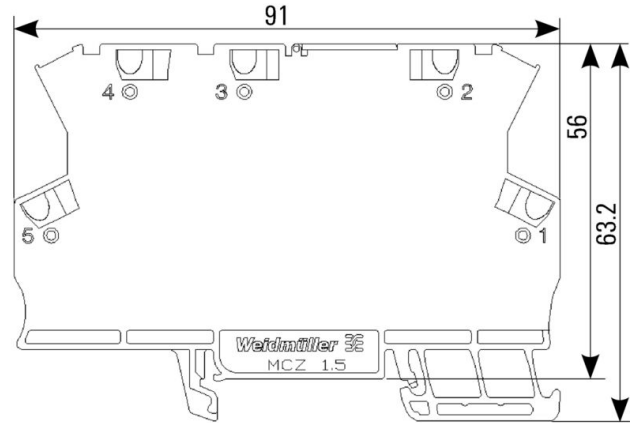
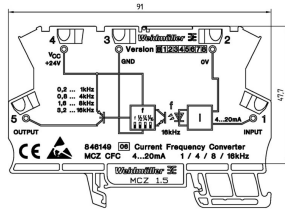
MCZ CFC 4-20mA

Weidmüller Interface GmbH & Co. KG
 Klingenbergstraße 26
 D-32758 Detmold
 Germany

Drawings

www.weidmueller.com

Connection diagram



dimensions