


MCZ VFC 0-10V**Weidmüller Interface GmbH & Co. KG**

Klingenbergstraße 26

D-32758 Detmold

Germany

www.weidmueller.com

Product image**MCZ:** The smallest solution

- The smallest analogue signal converter in terminal block format on the market
- Space-saving conversion of analogue signals in the control cabinet thanks to the slim, 6 mm wide module width
- Simple wiring with plug-in cross-connectors

General ordering data

Version	DC/f transformer, Input : 0-10 V, Output frequency: 0...1/ 4/ 8/ 16 kHz
Order No.	8461470000
Type	MCZ VFC 0-10V
GTIN (EAN)	4032248037773
Qty.	10 items

MCZ VFC 0-10V

Weidmüller Interface GmbH & Co. KG
 Klingenbergstraße 26
 D-32758 Detmold
 Germany

www.weidmueller.com

Technical data

Approvals

Approvals



ROHS Conform

Dimensions and weights

Depth	63.2 mm	Depth (inches)	2.4882 inch
Width	6 mm	Width (inches)	0.2362 inch
Length	91 mm	Length (inches)	3.5827 inch
Net weight	28.4 g		

Temperatures

Storage temperature	-20 °C...85 °C	Operating temperature	0 °C...60 °C
---------------------	----------------	-----------------------	--------------

Probability of failure

SIL in compliance with IEC 61508 None

Environmental Product Compliance

RoHS Compliance Status	Compliant with exemption
RoHS Exemption (if applicable/known)	7a, 7cl
REACH SVHC	Lead 7439-92-1
SCIP	c2a21576-d875-4548-ae68-5e7f85ddf0c7

Input

Number inputs	1	Input voltage	0...10 V
Input resistance, voltage	100 kΩ		

Output

Number of outputs	1	Load impedance current	≤ 600 Ω
Output frequency	0...1/ 4/ 8/ 16 kHz	Output level	PNP, Ub-0.7 V
Output current	max. 20 mA		

General data

Accuracy	0.2 % v. FSR	Protection degree	IP20
Status indicator	LED, pulsing	Supply voltage	24 V DC ± 10 %
Long-term drift	0	Current consumption	14 mA without load
Mounting rail	TS 35	Temperature coefficient	≤ 250 ppm/K
Nominal power consumption	2 VA	Configuration	DIP switch
Operating altitude	≤ 2000 m		

Insulation coordination

Impulse withstand voltage	1.5 kV	EMC standards	EN 61000-6
Test voltage	0.3 kV	Surge voltage category	III
Pollution severity	2	Galvanic isolation	between input/output/supply
Insulation voltage input or output/rail	4 kVeff / 1 min.	Insulation voltage	1 kV DC

MCZ VFC 0-10V

Weidmüller Interface GmbH & Co. KG
 Klingenbergstraße 26
 D-32758 Detmold
 Germany

www.weidmueller.com

Technical data

Rated voltage 100 V

Connection data

Type of connection	Tension-clamp connection	Clamping range, rated connection	1.5 mm ²
Clamping range, min.	0.5 mm ²	Clamping range, max.	1.5 mm ²
Wire connection cross section AWG, min.	AWG 26	Wire connection cross section AWG, max.	AWG 16
Wire cross-section, solid, min.	0.5 mm ²	Wire cross-section, solid, max.	1.5 mm ²
Wire cross-section, solid, min. (AWG)	AWG 26	Wire cross-section, solid, max. (AWG)	AWG 16
Wire connection cross section, finely stranded, min.	0.5 mm ²	Wire connection cross section, finely stranded, max.	1.5 mm ²
Wire cross-section, finely stranded, min. (AWG)	AWG 26	Wire cross-section, finely stranded, max. (AWG)	AWG 16
Wire connection cross-section, finely stranded with wire-end ferrules DIN 46228/4, min.	0.5 mm ²	Wire connection cross-section, finely stranded with wire-end ferrules DIN 46228/4, max.	1.5 mm ²
Conductor cross-section, flexible, AEH (DIN 46228-1), min.	0.5 mm ²	Conductor cross-section, flexible, AEH (DIN 46228-1), max.	1.5 mm ²

Classifications

ETIM 8.0	EC002918	ETIM 9.0	EC002918
ETIM 10.0	EC002918	ECLASS 14.0	27-21-01-28
ECLASS 15.0	27-21-01-28		


MCZ VFC 0-10V

Weidmüller Interface GmbH & Co. KG
Klingenbergstraße 26
D-32758 Detmold
Germany

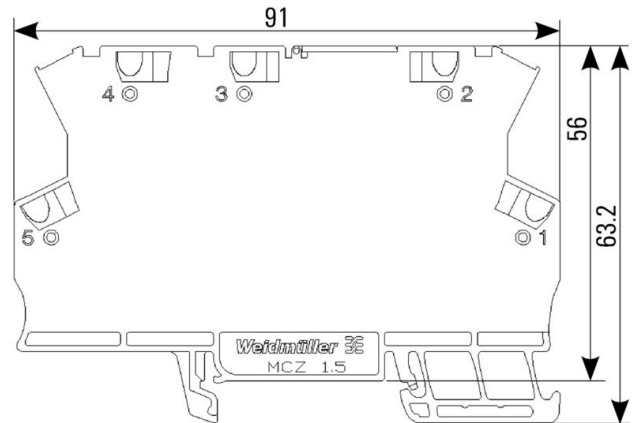
Drawings

www.weidmueller.com

Connection diagram



Dimensioned drawing



MCZ VFC 0-10V

Weidmüller Interface GmbH & Co. KG

Klingenbergstraße 26

D-32758 Detmold

Germany

www.weidmueller.com

Accessories

End bracket



Weidmüller's range of products includes end brackets that guarantee a permanent, reliable mounting on the terminal rail and prevent sliding. Versions with and without screws are available. The end brackets include marking options, also for group markers, and also a test plug holder.

General ordering data

Type	EW 35	Version	
Order No.	0383560000	End bracket, beige, TS 35, V-2, Wemid, Width: 8.5 mm, 100 °C	
GTIN (EAN)	4008190181314		
Qty.	50 ST		

Cross-connections



The distribution or multiplication of a potential to adjoining terminal blocks is realized via a cross-connection. Additional wiring effort can be easily avoided. Even if the poles are broken out, contact reliability in the terminal blocks is still ensured. Our portfolio offers pluggable and screwable cross-connection systems for modular terminal blocks.

General ordering data

Type	ZQV 4N/10 GE	Version	
Order No.	1758260000	W-Series, Cross-connector, 32 A	
GTIN (EAN)	4032248169764		
Qty.	20 ST		

AP MCZ 1.5 - End plate



Open miniature housing in modular terminal format with five tension clamp connections. A transparent hinged top plate can be used for labelling and provides access to potentiometer and status displays. Plug-in cross-connectors can be used to interconnect the three top connections. A cover plate for closing off the housing is also available.

General ordering data

Type	AP MCZ1.5 1674	Version	
Order No.	8389030000	End plate, OMNIMATE Housing - TERMINALBOX grey-beige, End plate, Width: 1.5 mm	
GTIN (EAN)	4008190386849		
Qty.	50 ST		

MCZ VFC 0-10V

Weidmüller Interface GmbH & Co. KG

Klingenbergstraße 26

D-32758 Detmold

Germany

www.weidmueller.com

Accessories

Blank



WS markers are the perfect match for the W-series connectors. Thanks to their system compatibility, the WS tags can also be used with the I-series and the Z-series. The large marking surfaces do not only permit long character strings but also multi-line text. WS markers are ideal for labels with long, customised character strings. Thanks to the proven MultiCard format, printing with PrintJet CONNECT oder/or Plotter is possible.


- Can be fitted in strips or individually
- Markers in proven MultiCard format

For custom printing: Please send us a file of our labeling software M-Print PRO or M-Print PRO Online (without installation) for your labeling specifications.

General ordering data

Type	WS 10/6 MC NE WS	Version
Order No.	1828450000	WS, Terminal marker, 10 x 6 mm, Pitch in mm (P): 6.00 Weidmueller,
GTIN (EAN)	4032248350513	Allen-Bradley, white
Qty.	600 ST	

Cross-connections



The distribution or multiplication of a potential to adjoining terminal blocks is realized via a cross-connection. Additional wiring effort can be easily avoided. Even if the poles are broken out, contact reliability in the terminal blocks is still ensured. Our portfolio offers pluggable and screwable cross-connection systems for modular terminal blocks.

General ordering data

Type	ZQV 4N/2	Version
Order No.	1527930000	Cross-connector (terminal), Plugged, orange, 32 A, Number of poles: 2, Pitch in mm (P): 6.10, Insulated: Yes, Width: 9.9 mm
GTIN (EAN)	4050118332766	
Qty.	60 ST	
Type	ZQV 4N/3	Version
Order No.	1527940000	Cross-connector (terminal), Plugged, orange, 32 A, Number of poles: 3, Pitch in mm (P): 6.10, Insulated: Yes, Width: 16 mm
GTIN (EAN)	4050118332865	
Qty.	60 ST	
Type	ZQV 4N/4	Version
Order No.	1527970000	Cross-connector (terminal), Plugged, orange, 32 A, Number of poles: 4, Pitch in mm (P): 6.10, Insulated: Yes, Width: 22.1 mm
GTIN (EAN)	4050118332889	
Qty.	60 ST	
Type	ZQV 4N/5	Version
Order No.	1527980000	Cross-connector (terminal), Plugged, orange, 32 A, Number of poles: 5, Pitch in mm (P): 6.10, Insulated: Yes, Width: 28.2 mm
GTIN (EAN)	4050118332759	
Qty.	60 ST	