Data sheet

MCZ VFC 0-10V

Weidmüller Interface GmbH & Co. KG
Klingenbergstraße 26
D-32758 Detmold
Germany

www.weidmueller.com

Product image



MCZ: The smallest solution

- The smallest analogue signal converter in terminal block format on the market
- Space-saving conversion of analogue signals in the control cabinet thanks to the slim, 6 mm wide module width
- Simple wiring with plug-in cross-connectors

General ordering data

Version	DC/f transformer, Input : 0-10 V, Output frequency: 0...1/ 4/ 8/ 16 kHz
Order No.	8461470000
Type	MCZ VFC 0-10V
GTIN (EAN)	4032248037773
Qty.	10 items

MCZ VFC 0-10V

Weidmüller Interface GmbH & Co. KG
Klingenbergstraße 26
D-32758 Detmold
Germany

www.weidmueller.com

Technical data

Approvals

Approvals	CE
ROHS	Conform

Dimensions and weights

Depth	63.2 mm	Depth (inches)	2.4882 inch
Width	6 mm	Width (inches)	0.2362 inch
Length	91 mm	Length (inches)	3.5827 inch
Net weight	28.4 g		

Temperatures

Storage temperature	-20 °C...85 °C	Operating temperature	0 °C...60 °C

Probability of failure

SIL in compliance with IEC 61508	None

Environmental Product Compliance

RoHS Compliance Status	Compliant with exemption
RoHS Exemption (if applicable/known)	7a, 7cI
REACH SVHC	Lead 7439-92-1
SCIP	c2a21576-d875-4548-ae68-5e7f85ddf0c7

Input

Number inputs	1	Input voltage	0...10 V
Input resistance, voltage	100 kΩ		

Output

Number of outputs	1	Load impedance current	≤ 600 Ω
Output frequency	0...1/ 4/ 8/ 16 kHz	Output level	PNP, Ub-0.7 V
Output current	max. 20 mA		

General data

Accuracy	0.2 % v. FSR	Protection degree	IP20
Status indicator	LED, pulsing	Supply voltage	24 V DC ± 10 %
Long-term drift	0	Current consumption	14 mA without load
Mounting rail	TS 35	Temperature coefficient	≤ 250 ppm/K
Nominal power consumption	2 VA	Configuration	DIP switch
Operating altitude	≤ 2000 m		

Insulation coordination

Impulse withstand voltage	1.5 kV	EMC standards	EN 61000-6
Test voltage	0.3 kV	Surge voltage category	III
Pollution severity	2	Galvanic isolation	between input / output / supply
Insulation voltage input or output/rail	4 kVeff / 1 min.	Insulation voltage	1 kV DC

Weidmüller Interface GmbH & Co. KG
Klingenbergstraße 26
D-32758 Detmold
Germany

www.weidmueller.com

Technical data

Rated voltage	100 V		

Connection data

Type of connection	Tension-clamp connection	Clamping range, rated connection	1.5 mm²
Clamping range, min.	0.5 mm²	Clamping range, max.	1.5 mm²
Wire connection cross section AWG, min.	AWG 26	Wire connection cross section AWG, max.	AWG 16
Wire cross-section, solid, min.	0.5 mm²	Wire cross-section, solid, max.	1.5 mm²
Wire cross-section, solid, min. (AWG)	AWG 26	Wire cross-section, solid, max. (AWG)	AWG 16
Wire connection cross section, finely stranded, min.	0.5 mm²	Wire connection cross section, finely stranded, max.	1.5 mm²
Wire cross-section, finely stranded, min. (AWG)	AWG 26	Wire cross-section, finely stranded, max. (AWG)	AWG 16
Wire connection cross-section, finely stranded with wire-end ferrules DIN 46228/4, min.	0.5 mm²	Wire connection cross-section, finely stranded with wire-end ferrules DIN 46228/4, max.	1.5 mm²
Conductor cross-section, flexible, AEH (DIN 46228-1), min.	0.5 mm²	Conductor cross-section, flexible, AEH (DIN 46228-1), max.	1.5 mm²

Classifications

ETIM 8.0	EC002918	ETIM 9.0	EC002918
ETIM 10.0	EC002918	ECLASS 14.0	27-21-01-28
ECLASS 15.0	27-21-01-28		

Tender specification sheets

Long specification	DC/f converter for converting a 0...10 V standard signal to 0...1/ 4/ 8/ 16 kHz, configured with DIP switches DC/f converter in 6 mm width with external power supply for transmitting and converting a 0...10 V standard signal into a proportional 0...1/ 4/ 8/ 16 kHz rectangular frequency. The input and output circuits are electrically isolated. Add-on housing for TS35 rail mounting Dimensions: L/W/H 91/ 6/ 63.2 mm Tension-clamp connection / Nominal cross-section 1.5 mm2 Protection degree: IP 20 Input 0...10 V Output 0...1 kHz/ 4 kHz/ 8 kHz/ 16 kHz PNP: UB - 0.7V / max. 20 mA Transmission error < 0,2 % v. E. Temperature coefficient < 250 ppm K	Short specification	DC/f converter for converting a 0...10 V standard signal to 0...1/ 4/ 8/ 16 kHz, configured with DIP switches DC/f converter in 6 mm width with external power supply, for transmitting and converting a 0...10 V standard signals into a proportional 0...1/ 4/ 8/ 16 kHz rectangular frequency. The input and output circuits are electrically isolated.

Weidmüller Interface GmbH & Co. KG
Klingenbergstraße 26
D-32758 Detmold
Germany

www.weidmueller.com

Technical data

	Auxiliary power 24 V DC +/- 10 % Ambient temperature range 0°C... +50 °C Isolation 1.5 kV Rated voltage 100 V Overvoltage category III pollution degree 2 Type VFC 0-10V	MCZ	

MCZ VFC 0-10V

Weidmüller Interface GmbH & Co. KG
Klingenbergstraße 26
D-32758 Detmold
Germany

www.weidmueller.com

Drawings

Connection diagram


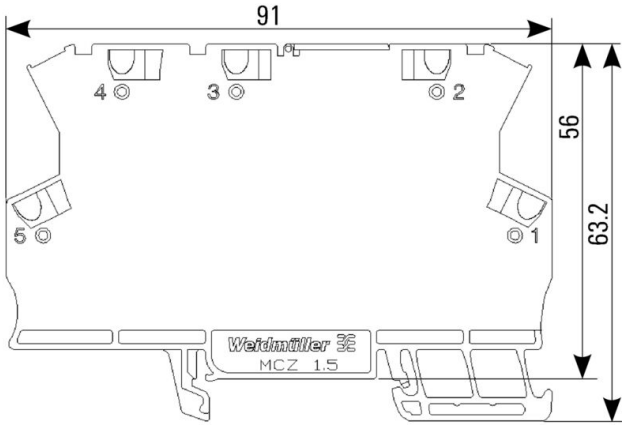
Dimensioned drawing