

## MCZ O 24VUC

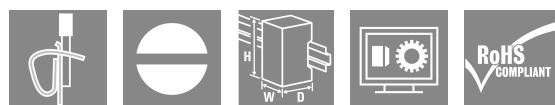

Weidmüller Interface GmbH &amp; Co. KG

Klingenbergstraße 26

D-32758 Detmold

Germany

www.weidmueller.com



Similar to illustration

High reliability in a terminal block format  
MCZ SERIES relay modules are among the smallest on the market. Thanks to the small width of just 6.1 mm, a lot of space can be saved in the panel. All products in the series have three cross-connection terminals and are distinguished by simple wiring with plug-in cross-connections. The tension clamp connection system, proven a million times over, and the integrated reverse polarity protection ensure a high level of safety during installation and operation. Precisely fitting accessories from cross-connectors to markers and end plates make the MCZ SERIES versatile and convenient to use.

- Tension clamp connection
- Integrated cross-connection in input/output.
- Clampable conductor cross-section is 0.5 to 1.5 mm<sup>2</sup>
- Variants of the MCZ TRAK type are particularly suitable for the transport sector and tested according to DIN EN 50155

## General ordering data

Version	MCZ SERIES, Solid-state relay, Rated control voltage: 24 V UC $\pm$ 20 % , Rated switching voltage: 5...48 V DC, Continuous current: 20 mA, Tension-clamp connection
Order No.	<a href="#">8365940000</a>
Type	MCZ O 24VUC
GTIN (EAN)	4008190387846
Qty.	10 items

## MCZ O 24VUC

Weidmüller Interface GmbH &amp; Co. KG

Klingenbergstraße 26

D-32758 Detmold

Germany

www.weidmueller.com

## Technical data

## Approvals

Approvals



ROHS Conform

UL File Number Search [UL Website](#)

Certificate No. (cURus) E141197

## Dimensions and weights

Depth	63.2 mm	Depth (inches)	2.4882 inch
Height	91 mm	Height (inches)	3.5827 inch
Width	6.1 mm	Width (inches)	0.2402 inch
Net weight	22.6 g		

## Temperatures

Storage temperature	-40 °C...85 °C	Ambient temperature	-25 °C...50 °C
Operating temperature		Humidity	40 °C / 93 % rel. humidity, no condensation

## Probability of failure

MTTF 886 a

## Environmental Product Compliance

RoHS Compliance Status	Compliant with exemption
RoHS Exemption (if applicable/known)	7a, 7cl
REACH SVHC	Lead 7439-92-1, 6,6'-di-tert-butyl-2,2'-methylenedi-p-cresol 119-47-1
SCIP	35d83707-6a3b-45b5-b9f8-6ba8184c863e

## Rated data UL

Certificate No. (cURus) E141197

## Control side

Rated control voltage	24 V UC ±20 %	Rated control voltage (control input)	24 V UC ±20 %
Nominal control current	10 mA DC ±20 %, 10 mA AC ±20 %	Power rating	230 mW / 280 mVA
Status indicator	Green LED	Protective circuit	Rectifier
Input frequency	AC: 5 Hz / DC: 10 Hz		

## Load side

Rated switching voltage	5...48 V DC	Continuous current	0.02 A
Pulse load, max. current	<150 mA / 10 ms	Switch-on delay	AC: 10 ms / DC: 20 ms
Switch-off delay	AC: 45 ms / DC: 40 ms	Voltage drop at max. load	≤ 1 V
Short-circuit-proof	No	Protective circuit, load side	Free-wheeling diode
Contact type	1 NO contact (Transistor)	max. switching frequency (AC control voltage)	5 Hz
max. switching frequency (DC control voltage)	10 Hz		

MCZ O 24VUC

Weidmüller Interface GmbH & Co. KG  
Klingenbergstraße 26  
D-32758 Detmold  
Germany

www.weidmueller.com

Technical data

General data

Mounting rail	TS 35		
Test button available	No		
Colour	beige		
UL94 flammability rating component	Component	Housing	
	UL94 flammability rating	V-0	

Insulation coordination

Rated voltage	300 V	Pollution severity	2
Surge voltage category	III	Clearance and creepage distances for control side - load side	≥ 5.5 mm
Dielectric strength for control side - load side	1 kVeff / 1 s	Dielectric strength to mounting rail	4 kVeff / 1 Min.
Impulse withstand voltage	6 kV (1.2/50 µs)	Protection degree	IP20

Further details of approvals / standards

Certificate No. (CSA)	154685-1198742	Certificate No. (cURus)	E141197
-----------------------	----------------	-------------------------	---------

Connection data

Wire connection method	Tension-clamp connection		Stripping length, rated connection	8 mm
Clamping range, rated connection	1.5 mm <sup>2</sup>		Clamping range, min.	0.5 mm <sup>2</sup>
Clamping range, max.	1.5 mm <sup>2</sup>		Wire connection cross section AWG, min.	AWG 26
Wire connection cross section AWG, max.	AWG 16		Wire cross-section, solid, min.	0.5 mm <sup>2</sup>
Wire cross-section, solid, max.	1.5 mm <sup>2</sup>		Wire cross-section, solid, min. (AWG)	AWG 26
Wire cross-section, solid, max. (AWG)	AWG 16		Wire connection cross section, finely stranded, min.	0.5 mm <sup>2</sup>
Wire connection cross section, finely stranded, max.	1.5 mm <sup>2</sup>		Wire cross-section, finely stranded, min. (AWG)	AWG 26
Wire cross-section, finely stranded, max. (AWG)	AWG 16		Wire connection cross-section, finely stranded with wire-end ferrules DIN 46228/4, min.	0.5 mm <sup>2</sup>
Wire connection cross-section, finely stranded with wire-end ferrules DIN 46228/4, max.	1.5 mm <sup>2</sup>		Conductor cross-section, flexible, AEH (DIN 46228-1), min.	0.5 mm <sup>2</sup>
Conductor cross-section, flexible, AEH (DIN 46228-1), max.	1.5 mm <sup>2</sup>		Blade size	0.6 x 3.5 mm

Classifications

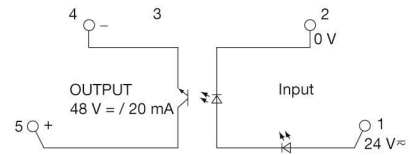
ETIM 8.0	EC001504	ETIM 9.0	EC001504
ETIM 10.0	EC001504	ECLASS 14.0	27-37-16-04
ECLASS 15.0	27-37-16-04		

Drawings

Wiring diagram



Similar to illustration



Schaltsymbol

Dimensional drawing

