

MCZ TO 24VDC/150MS

Weidmüller Interface GmbH & Co. KG


Klingenbergstraße 26

D-32758 Detmold

Germany

www.weidmueller.com

Product image



The narrow pulse stretcher measuring just 6.1 mm wide Pulse stretchers are used in automation technology to extend very short input pulses of less than 10 ms. Such short pulses are generated by light barriers, for example, and cannot be processed by conventional timing relays. The extended pulses, on the other hand, can be forwarded directly to the PLC. MCZ TO is one of the narrowest pulse stretchers on the market. It extends even very short pulses ≥ 3.5 ms and has a fixed switch-off delay (50 ms or 150 ms). MCZ TO operates with low input power, and auxiliary voltages in the input and output are not required. It also includes a watchdog function with restarting of the off-delay. Precisely fitting accessories such as cross-connectors, markers and end plates make it flexible to use.

- Detection of very short input pulses (≥ 3.5 ms)
- Versatile to use thanks to three cross-connector connections
- Proven and reliable tension clamp connection system
- High level of safety thanks to integrated reverse polarity protection

General ordering data

Version	MCZ SERIES, Pulse stretcher, Number of contacts: 1, NO contact, Rated control voltage: 24 V DC ± 10 %, Continuous current: 20 mA, Tension-clamp connection
Order No.	8286410000
Type	MCZ TO 24VDC/150MS
GTIN (EAN)	4008190985462
Qty.	10 items

MCZ TO 24VDC/150MS

Weidmüller Interface GmbH & Co. KG
 Klingenbergstraße 26
 D-32758 Detmold
 Germany

www.weidmueller.com

Technical data

Approvals

Approvals



ROHS Conform

UL File Number Search [UL Website](#)

Certificate No. (cURus) E141197

Dimensions and weights

Depth	63.2 mm	Depth (inches)	2.4882 inch
Height	91 mm	Height (inches)	3.5827 inch
Width	6.1 mm	Width (inches)	0.2402 inch
Net weight	22.5 g		

Temperatures

Storage temperature	-40 °C...85 °C	Ambient temperature	-25 °C...50 °C
Operating temperature		Humidity	40 °C / 93 % rel. humidity, no condensation

Environmental Product Compliance

RoHS Compliance Status	Compliant with exemption
RoHS Exemption (if applicable/known)	7a, 7cl
REACH SVHC	Lead 7439-92-1
SCIP	35d83707-6a3b-45b5-b9f8-6ba8184c863e

Rated data UL

Certificate No. (cURus) E141197

Control side

Rated control voltage	24 V DC $\pm 10\%$	Rated current DC	6.7 mA $\pm 10\%$
Power rating	160 mW	Status indicator	Green LED
Protective circuit	Reverse polarity protection	Min. pulse duration	3.5 ms

Load side

Rated switching voltage	5...48 V DC	Continuous current	0.02 A
Max. switching frequency at rated load	3 Hz	Max. switching voltage, DC	48 V
Inrush current	200 mA	Switch-off delay	150 ms
Contact type	1 NO contact (Transistor)		

General data

Suitable for front mounting	No	
Mounting rail	TS 35	
Test button available	No	
Mechanical switch position indicator	No	
Open sides	right	
Colour	beige	
UL94 flammability rating component	Component	Housing
	UL94 flammability rating	V-0

MCZ TO 24VDC/150MS

Weidmüller Interface GmbH & Co. KG

Klingenbergstraße 26

D-32758 Detmold

Germany

www.weidmueller.com

Technical data

Insulation coordination

Rated voltage	300 V	Pollution severity	2
Surge voltage category	IV	Clearance and creepage distances for control side - load side	≥ 5.5 mm
Dielectric strength for control side - load side	1 kVeff / 1 s	Dielectric strength to mounting rail	4 kVeff / 1 Min.
Impulse withstand voltage	6 kV (1.2/50 µs)	Protection degree	IP20

Further details of approvals / standards

Certificate No. (CSA)	154685-1198742	Certificate No. (cURus)	E141197
-----------------------	----------------	-------------------------	---------

Connection data

Wire connection method	Tension-clamp connection	Stripping length, rated connection	8 mm
Clamping range, rated connection	1.5 mm ²	Clamping range, min.	0.5 mm ²
Clamping range, max.	1.5 mm ²	Wire connection cross section AWG, min.	AWG 26
Wire connection cross section AWG, max.	AWG 16	Wire cross-section, solid, min.	0.5 mm ²
Wire cross-section, solid, max.	1.5 mm ²	Wire cross-section, solid, min. (AWG)	AWG 26
Wire cross-section, solid, max. (AWG)	AWG 16	Wire connection cross section, finely stranded, min.	0.5 mm ²
Wire connection cross section, finely stranded, max.	1.5 mm ²	Wire cross-section, finely stranded, min. (AWG)	AWG 26
Wire cross-section, finely stranded, max. (AWG)	AWG 16	Wire connection cross-section, finely stranded with wire-end ferrules DIN 46228/4, min.	0.5 mm ²
Wire connection cross-section, finely stranded with wire-end ferrules DIN 46228/4, max.	1.5 mm ²	Conductor cross-section, flexible, AEH (DIN 46228-1), min.	0.5 mm ²
Conductor cross-section, flexible, AEH (DIN 46228-1), max.	1.5 mm ²	Blade size	0.6 x 3.5 mm

Important note


Product information	The cable lengths must not exceed 30 m.
---------------------	---

Classifications

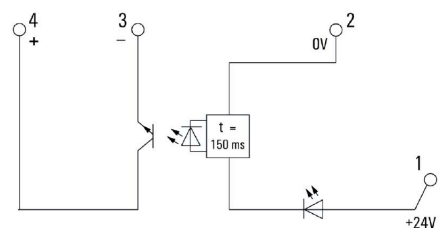
ETIM 8.0	EC001439	ETIM 9.0	EC001439
ETIM 10.0	EC001439	ECLASS 14.0	27-37-16-05
ECLASS 15.0	27-37-16-05		

Drawings

Product image

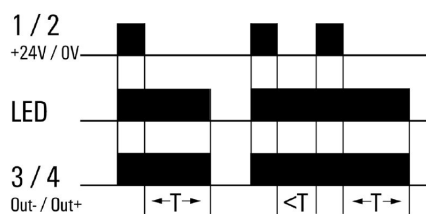


Wiring diagram



Time functions

off delay (watchdog)



Dimensional drawing

