

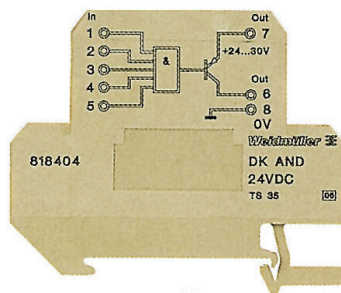
DK NAND 35 24VDC**Weidmüller Interface GmbH & Co. KG**

Klingenbergstraße 26

D-32758 Detmold

Germany

www.weidmueller.com

Similar to illustration

Logic functions AND, NAND, OR and NOR in modular terminal format with a rated cross-section of 4 mm². They each have five inputs which are fed – with logic gating – via a 24 V/20 mA PNP output. The logic components can be used for many applications involving the coupling of digital sensor/actuator signals with automation devices.

General ordering data

Version	Function component, NAND Gate
Order No.	8248320000
Type	DK NAND 35 24VDC
GTIN (EAN)	4008190406707
Qty.	5 items

DK NAND 35 24VDC

Weidmüller Interface GmbH & Co. KG
 Klingenbergstraße 26
 D-32758 Detmold
 Germany

www.weidmueller.com

Technical data

Approvals

Approvals



ROHS Conform

Dimensions and weights

Depth	65 mm	Depth (inches)	2.5591 inch
Height	57 mm	Height (inches)	2.2441 inch
Width	12 mm	Width (inches)	0.4724 inch
Length	65 mm	Length (inches)	2.5591 inch
Net weight	29.2 g		

Temperatures

Storage temperature	-40 °C...60 °C	Operating temperature	0 °C...50 °C
Humidity	40 °C / 93 % rel. humidity, no condensation		

Probability of failure

SIL in compliance with IEC 61508 None

Environmental Product Compliance

RoHS Compliance Status	Compliant with exemption
RoHS Exemption (if applicable/known)	7a, 7cl
REACH SVHC	Lead 7439-92-1
SCIP	35d83707-6a3b-45b5-b9f8-6ba8184c863e

Functions

Logic function NAND

General data

Protection degree	IP20	Supply voltage	24...30 V DC
Current consumption	<5 mA	Mounting rail	TS 35
Power consumption	30 mW	Nominal power consumption	0.03 VA

Insulation coordination

Galvanic isolation Without isolation

Input

Number inputs	5	Rated input level	24 V DC= High, 0 V = Low
Rated voltage	Max. 30 V	Input current	Approx. 1.5 mA per input (24 V)
Pulse duration	≥ 50 µs		

DK NAND 35 24VDC

Weidmüller Interface GmbH & Co. KG

Klingenbergstraße 26

D-32758 Detmold

Germany

www.weidmueller.com

Technical data

Output

Number of outputs	8-bit (1-bit signed)	Load impedance current	≤ 600 Ω
Output level	PNP, Ub-1.8 V	Switching thresholds	High <15 V, low <9 V
Output current	max. 20 mA		

General data

Open sides	right	Type of connection	Screw connection
Humidity	40 °C / 93 % rel. humidity, no condensation	Input/Output	Logic module
Supply voltage	24...30 V DC	Galvanic isolation	Without isolation
Current consumption	<5 mA	Mounting rail	TS 35
Power consumption	30 mW		

Insulation coordination

Standards	EN 61000-6-2:2005, EN 61000-6-3:2007/ A1:2011, EN 61000-6-4:2007 + A1:2011, CE		
-----------	--	--	--

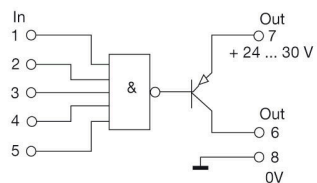
Connection data

Type of connection	Screw connection	Clamping range, rated connection	4 mm ²
Clamping range, min.	0.5 mm ²	Clamping range, max.	4 mm ²

Classifications

ETIM 8.0	EC001417	ETIM 9.0	EC001417
ETIM 10.0	EC001417	ECLASS 14.0	27-24-22-16
ECLASS 15.0	27-24-22-16		

Drawings



DK NAND 35 24VDC

Weidmüller Interface GmbH & Co. KG
 Klingenbergstraße 26
 D-32758 Detmold
 Germany

www.weidmueller.com

Accessories

Cross-connections



The distribution or multiplication of a potential to adjoining terminal blocks is realized via a cross-connection. Additional wiring effort can be easily avoided. Even if the poles are broken out, contact reliability in the terminal blocks is still ensured. Our portfolio offers pluggable and screwable cross-connection systems for modular terminal blocks.

General ordering data

Type	VQB 1.5/50 SW	Version
Order No.	1635120000	Cross-connector (terminal), when screwed in, black, 17.5 A, Number
GTIN (EAN)	4008190262761	of poles: 50, Pitch in mm (P): 6.20, Insulated: Yes, Width: 4.2 mm
Qty.	5 ST	

Custom printing



The Dekafix (DEK) marker is the universal marker for all conductor and plug-in connectors as well as for electronic sub-assemblies. The system is ideal for short number sequences and covers a wide range of ready-printed markers.

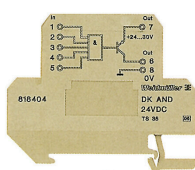
Strips for fast installation in only one work step. The printing is easy to read, rich in contrast and available in various widths.

- Large range of ready-to-use markers
 - Strips for fast installation
 - Terminal markers, suitable for all Weidmüller cable connectors
 - Available as blank MultiCard or with standard printing
- For custom printing: Please send us a file of our labeling software M-Print PRO or M-Print PRO Online (without installation) for your labeling specifications.

General ordering data

Type	DEK 5/5 MC SDR	Version
Order No.	1609810000	Dekafix, Terminal marker, 5 x 5 mm, Pitch in mm (P): 5.00
GTIN (EAN)	4008190456597	Weidmueller, To customer specification
Qty.	200 ST	

Logic modules



Logic functions AND, NAND, OR and NOR in modular terminal format with a rated cross-section of 4 mm². They each have five inputs which are fed – with logic gating – via a 24 V/20 mA PNP output. The logic components can be used for many applications involving the coupling of digital sensor/actuator signals with automation devices.

DK NAND 35 24VDC

Weidmüller Interface GmbH & Co. KG
Klingenbergstraße 26
D-32758 Detmold
Germany

www.weidmueller.com

Accessories

General ordering data

Type	AP DKT4 PA	Version	
Order No.	0687560000	End plate for terminals, beige, Height: 65 mm, Width: 1.5 mm, V-2,	
GTIN (EAN)	4008190009465	PA 66, Snap-on: Yes	
Qty.	20 ST		