Data sheet

RS SD15B UNC LPK2

Weidmüller Interface GmbH & Co. KG
Klingenbergstraße 26
D-32758 Detmold
Germany

www.weidmueller.com



Similar to illustration

Passive interfaces for signal transmission on a SubD connector equipped with a clamping-yoke connection in accordance with IEC 807-2 / DIN 41652. The main features include:

- Group with 9-, 15-, 37- and 50-pole male and female connectors.
- One-to-one electrical connection between controller and field connections.
- Extremely compact modules in RS 45 section for installation on standard TS35 mounting rail.
- Pin for the earth connection.

General ordering data

Version	Interface, RSSD, D-sub connectors, acc. to IEC 60807 / DIN 41652, 15-pole female, Screw connection
Order No.	8209730000
Type	RS SD15B UNC LPK2
GTIN (EAN)	4008190296087
Qty.	1 items

RS SD15B UNC LPK2

Weidmüller Interface GmbH & Co. KG
Klingenbergstraße 26
D-32758 Detmold
Germany

www.weidmueller.com

Technical data

Approvals

Approvals	
ROHS	Conform
UL File Number Search	UL Website
Certificate No. (UR)	E141197

Dimensions and weights

Depth	66 mm	Depth (inches)	2.5984 inch
Height	45 mm	Height (inches)	1.7716 inch
Width	61 mm	Width (inches)	2.4016 inch
Net weight	104 g		

Temperatures

Storage temperature	-40...70 °C	Operating temperature	0...55 °C

Environmental Product Compliance

RoHS Compliance Status	Compliant with exemption
RoHS Exemption (if applicable/known)	6al, 6c
REACH SVHC	Lead 7439-92-1
SCIP	7b5ffb72-271d-4c73-8b09-bd0aaee3697a

Rated data UL

Rated current IN	1.5 A	Operating temperature UL, min.	0 °C
Operating temperature UL, max.	25 °C	Rated voltage UN	100 V

Connection Data

Design of locking system	UNC 4/40	Number of poles (control side)	15-pole female
Protective earth connection	Flat-blade contact	Connection (field side)	LPK 2H 5.08mm
Earthing	Yes	Connection on control side	D-sub connectors, acc. to IEC 60807 / DIN 41652

Rating data

Rated voltage	100 V	Rated current per connection	1.5 A

Insulation coordination (EN50178)

According to	DIN EN 50178	Rated insulation voltage	100 V
Surge voltage category	II	Pollution severity level	2
Pulse voltage test (1,2/50µs)	0.8 kV		

Connection field

Min. wire cross-section, AWG	AWG 26	Type of connection	Screw connection
Sleeve with plastic collar, max.	2.5 mm²	Flexible with sleeve, min.	0.5 mm²
Flexible with sleeve, max.	2.5 mm²	Flexible, max. H05(07) V-K	4 mm²
Flexible, min. H05(07) V-K	0.5 mm²	Solid, max. H05(07) V-U	6 mm²

RS SD15B UNC LPK2

Weidmüller Interface GmbH & Co. KG
Klingenbergstraße 26
D-32758 Detmold
Germany

www.weidmueller.com

Technical data

Solid, min. H05(07) V-U	0.5 mm²	Stripping length	6 mm
Tightening torque, max.	0.6 Nm	Tightening torque, min.	0.5 Nm
Clamping range, max.	1.5 mm²	Clamping range, min.	0.15 mm²
Max. wire cross-section, AWG	AWG 12		

Standard features

Design	Socket connector

Classifications

ETIM 8.0	EC002780	ETIM 9.0	EC002780
ETIM 10.0	EC002780	ECLASS 14.0	27-14-11-52
ECLASS 15.0	27-14-11-52		

RS SD15B UNC LPK2

Weidmüller Interface GmbH & Co. KG
Klingenbergstraße 26
D-32758 Detmold
Germany

www.weidmueller.com

Drawings

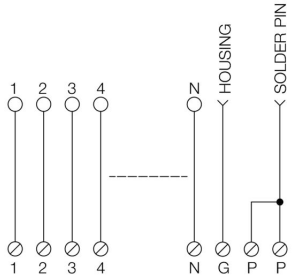

N: Number of poles

RS SD15B UNC LPK2

Weidmüller Interface GmbH & Co. KG
Klingenbergstraße 26
D-32758 Detmold
Germany

www.weidmueller.com

Accessories

Steel

Steel DIN rails are the most widespread on the market. Among metal DIN rails, they have the lowest shortcircuit protection, similar to stainless steel.

General ordering data

Type	TS 35X7.5 2M/ST/ZN	Version
Order No.	0383400000	Terminal rail, Accessories, Steel, galvanic zinc plated and passivated,
GTIN (EAN)	4008190088026	Width: 2000 mm, Height: 35 mm, Depth: 7.5 mm
Qty.	40 M	

End bracket



Weidmüller's range of products includes end brackets that guarantee a permanent, reliable mounting on the terminal rail and prevent sliding. Versions with and without screws are available. The end brackets include marking options, also for group markers, and also a test plug holder.

General ordering data

Type	EW 35 GR 7032	Version
Order No.	0383530000	End bracket, grey, TS 35, V-0, Wemid, Width: 9 mm, 120 °C
GTIN (EAN)	4008190027322	
Qty.	50 ST	

Steel

Steel DIN rails are the most widespread on the market. Among metal DIN rails, they have the lowest shortcircuit protection, similar to stainless steel.

General ordering data

Type	TS 35X15/2.3 2M/ST/ZN	Version
Order No.	0498000000	Terminal rail, Accessories, Steel, galvanic zinc plated and passivated,
GTIN (EAN)	4008190042493	Width: 2000 mm, Height: 35 mm, Depth: 15 mm
Qty.	20 M	