


DKR 32 24VUC 1A

Weidmüller Interface GmbH & Co. KG
 Klingenbergstraße 26
 D-32758 Detmold
 Germany

www.weidmueller.com

Product image



Similar to illustration

General ordering data

Version	DK-SERIES, Relay module, Number of contacts: 1, NO contact Rh/Ru, Rated control voltage: 24 V UC $\pm 10\%$, Continuous current: 0.5 A, Screw connection, Test button available: No
Order No.	8008110000
Type	DKR 32 24VUC 1A
GTIN (EAN)	4008190014100
Qty.	10 items
Delivery status	Discontinued
Available until	2014-12-31T00:00:00+01:00

DKR 32 24VUC 1A

Weidmüller Interface GmbH & Co. KG
Klingenbergstraße 26
D-32758 Detmold
Germany

www.weidmueller.com

Technical data

Approvals

Approvals



ROHS Conform

Dimensions and weights

Depth	56 mm	Depth (inches)	2.2047 inch
Height	75 mm	Height (inches)	2.9527 inch
Width	6 mm	Width (inches)	0.2362 inch
Net weight	16.8 g		

Temperatures

Storage temperature	-40 °C...60 °C	Operating temperature	-25 °C...40
Humidity	40 °C / 93 % rel. humidity, no condensation		

Environmental Product Compliance

RoHS Compliance Status	Compliant with exemption
RoHS Exemption (if applicable/known)	7a, 7cI
REACH SVHC	Lead 7439-92-1
SCIP	bfa70fee-36d4-46cd-9de5-25beb071e19e

Control side

Rated control voltage	24 V UC ±10 %	Rated current AC	15 mA
Rated current DC	9 mA	Power rating	0.36 VA / 216 mW
Status indicator	Green LED		

Load side

Max. switching frequency at rated load	5 Hz	Max. switching voltage, AC	100 V
Inrush current	500 mA	AC switching capacity (resistive), max.	10 VA
DC switching capacity (resistive), max.	10 W	Switch-on delay	typically 0.7...2.5 ms
Switch-off delay	typical. 0.2...2.0 ms	Contact type	1 NO contact (Rh/Ru)
Mechanical service life	109 switching cycles	Min. switching power	1 mA @ 1 V

General data

Mounting rail	TS 32	Test button available	No
Mechanical switch position indicator	No	Open sides	right
Colour	beige		

Insulation coordination

Rated voltage	150 V	Pollution severity	2
Surge voltage category	III	Creepage and clearance distance input	≥ 3 mm
Dielectric strength to mounting rail	4 kVeff	output	
Protection degree	IP20	Impulse withstand voltage	1.5 kV

DKR 32 24VUC 1A

Weidmüller Interface GmbH & Co. KG
 Klingenbergstraße 26
 D-32758 Detmold
 Germany

www.weidmueller.com

Technical data

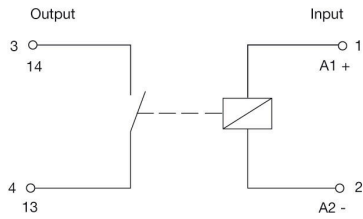
Connection data

Wire connection method	Screw connection	Clamping range, rated connection	4 mm ²
Clamping range, min.	0.5 mm ²	Clamping range, max.	4 mm ²
Wire connection cross section AWG, min.	AWG 22	Wire connection cross section AWG, max.	AWG 12

Classifications

ETIM 8.0	EC001437	ETIM 9.0	EC001437
ETIM 10.0	EC001437	ECLASS 14.0	27-37-16-01
ECLASS 15.0	27-37-16-01		

Wiring diagram



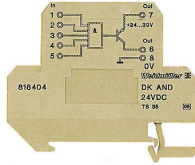
DKR 32 24VUC 1A

Weidmüller Interface GmbH & Co. KG
 Klingenbergstraße 26
 D-32758 Detmold
 Germany

Accessories

www.weidmueller.com

Logic modules



Logic functions AND, NAND, OR and NOR in modular terminal format with a rated cross-section of 4 mm². They each have five inputs which are fed – with logic gating – via a 24 V/20 mA PNP output. The logic components can be used for many applications involving the coupling of digital sensor/actuator signals with automation devices.

General ordering data

Type	AP DKT4 PA	Version	
Order No.	0687560000	End plate for terminals, beige, Height: 65 mm, Width: 1.5 mm, V-2,	
GTIN (EAN)	4008190009465	PA 66, Snap-on: Yes	
Qty.	20 ST		