Data sheet

PV 216S0F3CXXV1O0TA1PA15LWW

Weidmüller Interface GmbH & Co. KG
Klingenbergstraße 26
D-32758 Detmold
Germany

www.weidmueller.com



Standard portfolio for 1 MPPT string inverters
Protect and monitor strings in solar parks with string inverters with 1 MPPT.
The following PV DC combiner box portfolio is meant to be used with string inverters with one Maximum Power Point Tracker (MPPT) in order to bundle, protect and isolate the number of strings these inverters use. 1 MPPT

General ordering data

Version	Photovoltaics, Assembled enclosure, Combiner Box, 1500 V, With fuse holder, Surge protection I / II, Cable gland, for wall mounting, Switch disconnector, Landscape, Current monitoring, Voltage monitoring, Temperature monitoring, String Inverter
Order No.	8000122738
Type	PV 216S0F3CXXV1O0TA1PA15LWW
GTIN (EAN)	4099986861190
Qty.	1 items

PV 216S0F3CXXV1O0TA1PA15LWW

Weidmüller Interface GmbH & Co. KG
Klingenbergstraße 26
D-32758 Detmold
Germany

www.weidmueller.com

Technical data

Approvals

Approvals	CE
ROHS	Conform

Dimensions and weights

Depth	300 mm	Depth (inches)	11.811 inch
Height	636 mm	Height (inches)	25.0393 inch
Width	847 mm	Width (inches)	33.3464 inch
Net weight	15151.55 g		

Temperatures

Ambient temperature	-20 °C...45 °C	Operating temperature	-20ºC to +45 ºC

Environmental Product Compliance

RoHS Compliance Status	Compliant with exemption
RoHS Exemption (if applicable/known)	6c, 7a, 7cI
REACH SVHC	Lead 7439-92-1
SCIP	1d28ada4-1634-4382-8635-45f6353a6574

DC electrical properties

Rated voltage	1500 V	Switching capacity	400 A (DC21B 1500 V)
Earthing	Directly at the VPU	Surge protection DC side	1500 V type II with remote contact

DC inputs

Cartridge fuse	10 x 85 mm		
Fuse protection	15 A, 16 A, 20 A, 25 A, 30 A, 32 A		
Number of DC inputs	16		
Fused poles of string	+/-		
Connection type, DC input cable	Cable gland		
Connection DC input cable (-)	Screw connection		
Fuse-link standard	gPV (EN 60269-6)		
Amount of maximum power points (MPP)	1		
Functional earth connector	Cable entry	Number of cable entries	1
		Cable diameter, min.	6 mm
		Cable diameter, max.	12 mm
	Wire connection	Type of connection	M20 Cable gland
Number of inputs	16		
Number of conduit inlets	37		
DC Input + & -	Wire connection	Type of connection	M16 Cable gland
	Cable entry	Number of cable entries	32
		Cable diameter, min.	5 mm
		Cable diameter, max.	10 mm
Connection DC input cable (+)	Screw connection		
Fuse type	Empty fuse holder		

PV 216S0F3CXXV1O0TA1PA15LWW

Weidmüller Interface GmbH & Co. KG
Klingenbergstraße 26
D-32758 Detmold
Germany

www.weidmueller.com

Technical data

Position of the fuses	positive and negative inputs
Type of fuse	Empty fuse holder

DC outputs

DC output cable connection	M10 bolt and nut connection		
Connection type, DC output cable	Screw terminal connectors		
DC Output + & -	Wire connection	Type of connection	M40 Cable gland
		Wire cross-section, min.	150 mm²
		Wire cross-section, max.	300 mm²
Number of DC outputs	2		
Load circuit breaker with auxiliary contact	No		

DC string monitoring

Supply	Self-powered	Monitoring function	Solar SMS, Output voltage, current, temperature
Voltage monitoring	Solar SMS	Temperature monitoring	Solar SMS
Current monitoring	Solar SMS		

Housing

Type of mounting	Wall mounting	Protection degree	IP65

Norms and standards

Standards	EN 61439-2:2011, IEC 61439-2 ed 3.0

Guarantee

Time interval	5 years

Classifications

ETIM 8.0	EC003857	ETIM 9.0	EC003857
ETIM 10.0	EC003857	ECLASS 14.0	22-57-02-92
ECLASS 15.0	22-57-02-92		

PV 216S0F3CXXV1O0TA1PA15LWW

Weidmüller Interface GmbH & Co. KG
Klingenbergstraße 26
D-32758 Detmold
Germany

www.weidmueller.com

Drawings



PV 216S0F3CXXV1O0TA1PA15LWW

Weidmüller Interface GmbH & Co. KG
Klingenbergstraße 26
D-32758 Detmold
Germany

www.weidmueller.com
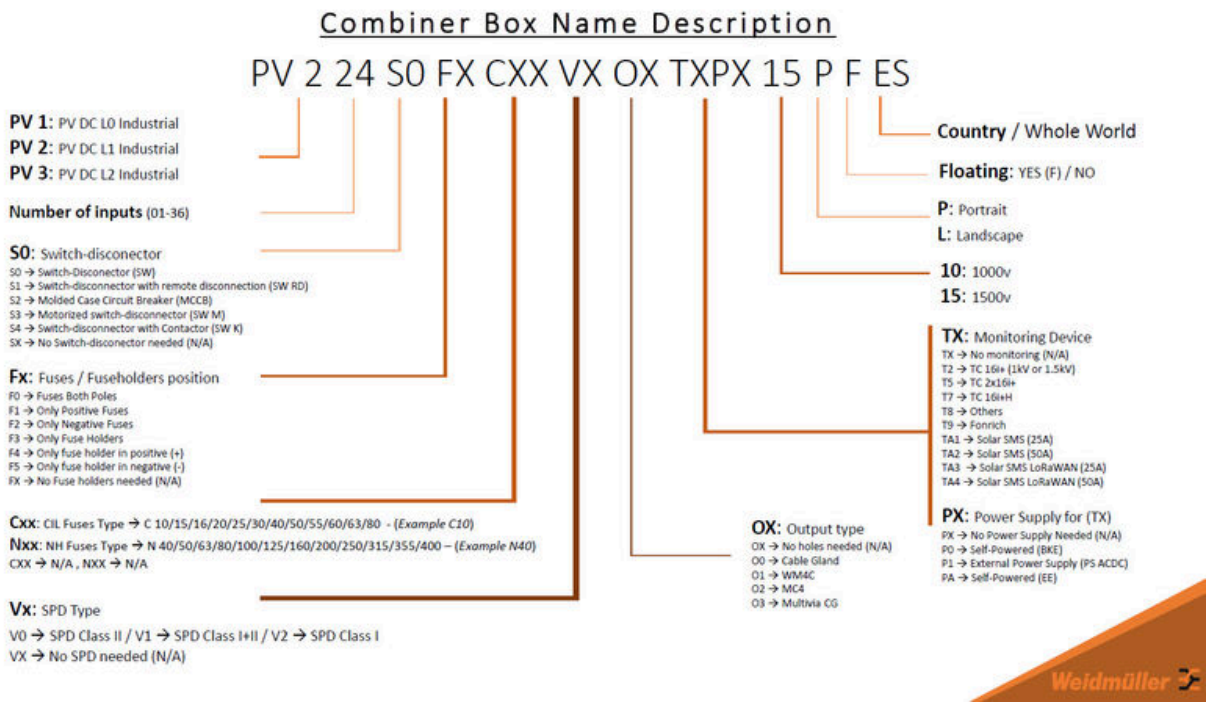
Drawings