


PV 206S0F3CXXV000TAPA15LWW

Weidmüller Interface GmbH & Co. KG
 Klingenbergstraße 26
 D-32758 Detmold
 Germany

www.weidmueller.com



Standard portfolio for combiner boxes.

Protect and monitor strings in a solar park.

Weidmüller has developed a full portfolio of standard PV DC combiner boxes for solar parks. These products intend to cover the most common used solutions for such purposes in an efficient and competitive manner. From 6 up to 32 inputs our Generation X offers a full range of products for monitored and non-monitored combiner boxes allowing our customer to benefit from Weidmüller's experience and commitment to quality. Gen X

General ordering data

Version	Photovoltaics, Assembled enclosure, Combiner Box, 1500 V, With fuse holder, Surge protection II, Cable gland, for wall mounting, Switch disconnector, Landscape, Current monitoring, Voltage monitoring, Temperature monitoring, Central Inverter
Order No.	8000101211
Type	PV 206S0F3CXXV000TAPA15LWW
GTIN (EAN)	4099986009417
Qty.	1 items

PV 206S0F3CXXV000TAPA15LWW

Weidmüller Interface GmbH & Co. KG
 Klingenbergstraße 26
 D-32758 Detmold
 Germany

www.weidmueller.com

Technical data

Approvals

Approvals



ROHS Conform

Dimensions and weights

Depth	300 mm	Depth (inches)	11.811 inch
Height	636 mm	Height (inches)	25.0393 inch
Width	847 mm	Width (inches)	33.3464 inch
Net weight	16008.27 g		

Temperatures

Ambient temperature	-20 °C...45 °C	Operating temperature	-20°C to +45 °C
---------------------	----------------	-----------------------	-----------------

Environmental Product Compliance

RoHS Compliance Status	Compliant with exemption
RoHS Exemption (if applicable/known)	7a, 7cl
REACH SVHC	Lead 7439-92-1
SCIP	1d28ada4-1634-4382-8635-45f6353a6574

DC electrical properties

Rated voltage	1500 V	Switching capacity	400 A (DC21B 1500 V)
Earthing	Directly at the VPU	Surge protection DC side	1500 V type II with remote contact

DC inputs

Cartridge fuse	22 x 58 mm		
Fuse protection	30 A, 35 A, 40 A, 50 A, 60 A, 70 A, 75 A		
Number of DC inputs	6		
Fused poles of string	+/-		
Connection type, DC input cable	Cable gland		
Connection DC input cable (-)	Screw connection		
Fuse-link standard	gPV (EN 60269-6)		
Functional earth connector	Cable entry	Number of cable entries	1
		Cable diameter, min.	6 mm
		Cable diameter, max.	12 mm
	Wire connection	Type of connection	M20 Cable gland
Number of inputs	6		
Number of conduit inlets	17		
DC Input + & -	Wire connection	Type of connection	M16 Cable gland
		Cable entry	Number of cable entries
	Cable entry	Cable diameter, min.	5 mm
		Cable diameter, max.	10 mm
Connection DC input cable (+)	Screw connection		
Fuse type	Empty fuse holder		
Position of the fuses	positive and negative inputs		
Type of fuse	Empty fuse holder		

PV 206S0F3CXXV000TAPA15LWW

Weidmüller Interface GmbH & Co. KG
 Klingenbergstraße 26
 D-32758 Detmold
 Germany

www.weidmueller.com

Technical data

DC outputs

DC output cable connection	M12 bolt and nut connection		
DC Output + & -	Wire connection	Type of connection	M40 Cable gland
		Wire cross-section, min.	150 mm ²
		Wire cross-section, max.	400 mm ²
Number of DC outputs	2		
Load circuit breaker with auxiliary contact	No		

DC string monitoring

Supply	Self-powered	Monitoring function	Solar SMS, Output voltage, current, temperature
Voltage monitoring	Solar SMS	Temperature monitoring	Solar SMS
Current monitoring	Solar SMS		

Housing

Type of mounting	Wall mounting	Protection degree	IP65
------------------	---------------	-------------------	------

Norms and standards



Standards	EN 61439-2:2011, IEC 61439-2 ed 3.0
-----------	-------------------------------------

Guarantee

Time interval	5 years
---------------	---------

Classifications

ETIM 8.0	EC003857	ETIM 9.0	EC003857
ETIM 10.0	EC003857	ECLASS 14.0	22-57-02-92
ECLASS 15.0	22-57-02-92		



PV 206S0F3CXXV000TAPA15LWW

Weidmüller Interface GmbH & Co. KG
 Klingenbergstraße 26
 D-32758 Detmold
 Germany

Drawings

www.weidmueller.com

Combiner Box Name Description

PV 2 24 S0 FX CXX VX OX TXPX 15 P F ES

PV 1: PV DC L0 Industrial
PV 2: PV DC L1 Industrial
PV 3: PV DC L2 Industrial

Number of inputs (01-36)

S0: Switch-disconnector

- S0 → Switch-disconnector (SW)
- S1 → Switch-disconnector with remote disconnection (SW RD)
- S2 → Molded Case Circuit Breaker (MCCB)
- S3 → Motorized switch-disconnector (SW M)
- S4 → Switch-disconnector with Contactor (SW K)
- SX → No Switch-disconnector needed (N/A)

FX: Fuses / Fuseholders position

- F0 → Fuses Both Poles
- F1 → Only Positive Fuses
- F2 → Only Negative Fuses
- F3 → Only Fuse Holders
- F4 → Only fuse holder in positive (+)
- F5 → Only fuse holder in negative (-)
- FX → No Fuse holders needed (N/A)

CXX: CIL Fuses Type → C 10/15/16/20/25/30/40/50/55/60/63/80 - (Example C10)

NXX: NH Fuses Type → N 40/50/63/80/100/125/160/200/250/315/355/400 - (Example N40)

CXX → N/A, NXX → N/A

VX: SPD Type

V0 → SPD Class II / V1 → SPD Class I+II / V2 → SPD Class I

VX → No SPD needed (N/A)

- Country / Whole World**
- Floating:** YES (F) / NO
- P:** Portrait
- L:** Landscape
- 10:** 1000v
- 15:** 1500v
- TX:** Monitoring Device
 - TX → No monitoring (N/A)
 - T2 → TC 16i+ (1kV or 1.5kV)
 - T5 → TC 2x16i+
 - T7 → TC 16iH
 - T8 → Others
 - T9 → Fronrich
 - TA1 → Solar SMS (25A)
 - TA2 → Solar SMS (50A)
 - TA3 → Solar SMS LoRaWAN (25A)
 - TA4 → Solar SMS LoRaWAN (50A)
- PX:** Power Supply for (TX)
 - PX → No Power Supply Needed (N/A)
 - P0 → Self-Powered (BKE)
 - P1 → External Power Supply (PS ACDC)
 - PA → Self-Powered (EE)
- OX:** Output type
 - OX → No holes needed (N/A)
 - O0 → Cable Gland
 - O1 → WMAC
 - O2 → MCA
 - O3 → Multivia CG

