

## MPS 7S/04 S TN B B

Weidmüller Interface GmbH &amp; Co. KG

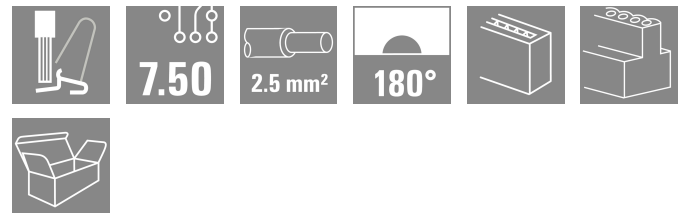
Klingenbergstraße 26

D-32758 Detmold

Germany

www.weidmueller.com

## Product image

SNAP IN 

OMNIMATE® 4.0 - the next evolution step OMNIMATE® 4.0 follows the trend of One Cable Technology (OCT). The modular concept enables the fast configuration of hybrid interfaces, which transmit data, signals and energy in a single connector. As a result, you can reduce the cabling effort in a wide variety of applications, simplify maintenance and accelerate automation processes. The unique SNAP IN connection is the backbone and speeds up the wiring process. The fastest connection yet

- Fast, safe, and tool-free wiring due to unique SNAP IN connection
- Ready for Robot through "wire ready" delivery with open clamping point
- Optical and acoustic feedback indicates proper wiring
- Create your own configuration
- Flexible configuration and ordering via the Weidmüller Configurator (WMC)
- Dispatch within three days – even for individually configured products
- Automatic offer preparation for the configured product

Simply configuration of modular hybrid connectors

- Flexible combination options for power, signal and data transmission
- Future-proof Single-Pair Ethernet technology

## General ordering data

Version	PCB plug-in connector, female plug, Pitch in mm (P): 7.50 mm, Number of poles: 4, Box
Order No.	<a href="#">8000078330</a>
Type	MPS 7S/04 S TN B B
GTIN (EAN)	4064675622260
Qty.	66 items
Product data	IEC: 1000 V / 34.6 A / 0.5 - 4 mm <sup>2</sup> UL: 600 V / 18.5 A / AWG 20 - AWG 12
Packaging	Box

## MPS 7S/04 S TN B B

Weidmüller Interface GmbH & Co. KG  
Klingenbergstraße 26  
D-32758 Detmold  
Germany

www.weidmueller.com

## Technical data

## Approvals

Approvals



ROHS Conform

UL File Number Search [UL Website](#)

Certificate No. (cURus) E60693

## Dimensions and weights

Depth	34.95 mm	Depth (inches)	1.376 inch
Height	15.5 mm	Height (inches)	0.6102 inch
Width	28.3 mm	Width (inches)	1.1142 inch
Net weight	12.82 g		

## Temperatures

Ambient temperature -50 °C...125 °C

## Environmental Product Compliance

RoHS Compliance Status Compliant without exemption

REACH SVHC No SVHC above 0.1 wt%

## System Parameters

Product family	OMNIMATE 4.0		
Type of connection	Field connection		
Wire connection method	SNAP IN with lever		
Pitch in mm (P)	7.50 mm		
Pitch in inches (P)	0.295 "		
Conductor outlet direction	180°		
Number of poles	4		
L1 in mm	22.50 mm		
L1 in inches	0.886 "		
Number of rows	1		
Pin series quantity	1		
Touch-safe protection acc. to DIN VDE 57 106	Safe from finger touch		
Touch-safe protection acc. to DIN VDE 0470	IP 20		
Protection degree	IP20		
Stripping length	9 mm		
Stripping length tolerance	min.	8 mm	
	max.	10 mm	
Plugging cycles	25		
Plugging force/pole, max.	9 N		
Pulling force/pole, max.	8 N		

## Material data

Insulating material	PBT GF	Colour	black
Colour chart (similar)	RAL 9011	Insulating material group	I
Comparative Tracking Index (CTI)	≥ 600	Moisture Level (MSL)	
UL 94 flammability rating	V-0	Contact material	Cu-alloy

## MPS 7S/04 S TN B B

**Weidmüller Interface GmbH & Co. KG**

Klingenbergstraße 26  
D-32758 Detmold  
Germany

www.weidmueller.com

## Technical data

Contact surface	tinned	Storage temperature, min.	-25 °C
Storage temperature, max.	55 °C	Operating temperature, min.	-50 °C
Operating temperature, max.	125 °C		

### Conductors suitable for connection

Clamping range, min.	0.34 mm <sup>2</sup>
Clamping range, max.	4 mm <sup>2</sup>
Wire connection cross section AWG, min.	AWG 20
Wire connection cross section AWG, max.	AWG 12
Solid, min. H05(07) V-U	0.5 mm <sup>2</sup>
Solid, max. H05(07) V-U	2.5 mm <sup>2</sup>
Flexible, min. H05(07) V-K	0.5 mm <sup>2</sup>
Flexible, max. H05(07) V-K	4 mm <sup>2</sup>
w. plastic collar ferrule, DIN 46228 pt 4, min.	0.34 mm <sup>2</sup>
w. plastic collar ferrule, DIN 46228 pt 4, max.	2.5 mm <sup>2</sup>
w. wire end ferrule, DIN 46228 pt 1, min.	0.34 mm <sup>2</sup>
w. wire end ferrule, DIN 46228 pt 1, max.	2.5 mm <sup>2</sup>
Outer diameter of insulation, max.	4.00 mm

Clampable conductor	Cross-section for conductor connection	
	nominal	0.34 mm <sup>2</sup>
wire end ferrule	Stripping length	nominal 10 mm
	Recommended wire-end ferrule	<a href="#">H0,34/12 TK</a>
Cross-section for conductor connection	nominal	0.5 mm <sup>2</sup>
	wire end ferrule	
	Stripping length	nominal 12 mm
wire end ferrule	Recommended wire-end ferrule	<a href="#">H0,5/16 OR</a>
	Stripping length	nominal 10 mm
	Recommended wire-end ferrule	<a href="#">H0,5/10</a>
Cross-section for conductor connection	nominal	0.75 mm <sup>2</sup>
	wire end ferrule	
	Stripping length	nominal 12 mm
wire end ferrule	Recommended wire-end ferrule	<a href="#">H0,75/16 W</a>
	Stripping length	nominal 10 mm
	Recommended wire-end ferrule	<a href="#">H0,75/10</a>
Cross-section for conductor connection	nominal	1 mm <sup>2</sup>
	wire end ferrule	
	Stripping length	nominal 12 mm
wire end ferrule	Recommended wire-end ferrule	<a href="#">H1,0/16 GE</a>
	Stripping length	nominal 10 mm
	Recommended wire-end ferrule	<a href="#">H1,0/10</a>
Cross-section for conductor connection	nominal	1.5 mm <sup>2</sup>
	wire end ferrule	
	Stripping length	nominal 12 mm
wire end ferrule	Recommended wire-end ferrule	<a href="#">H1,5/16 R</a>
	Stripping length	nominal 10 mm
	Recommended wire-end ferrule	<a href="#">H1,5/10</a>
Cross-section for conductor connection	nominal	2.5 mm <sup>2</sup>
	wire end ferrule	
Stripping length	nominal 10 mm	

## MPS 7S/04 S TN B B

**Weidmüller Interface GmbH & Co. KG**

Klingenbergstraße 26  
D-32758 Detmold  
Germany

www.weidmueller.com

## Technical data

	Recommended wire-end ferrule	<a href="#">H2,5/15D BL</a>	
	Stripping length	nominal	10 mm
	Recommended wire-end ferrule	<a href="#">H2,5/10</a>	

Reference text The outside diameter of the plastic collar should not be larger than the pitch (P)

### Rated data acc. to IEC

tested acc. to standard	IEC 60664-1, IEC 61984	Rated current, min. number of poles (Tu=20°C)	34.6 A
Rated current, max. number of poles (Tu=20°C)	29.1 A	Rated current, min. number of poles (Tu=40°C)	30.7 A
Rated current, max. number of poles (Tu=40°C)	25.9 A	Rated voltage for surge voltage class / pollution degree II/2	1000 V
Rated voltage for surge voltage class / pollution degree III/2	1000 V	Rated voltage for surge voltage class / pollution degree III/3	630 V
Rated impulse voltage for surge voltage class/ pollution degree II/2	6 kV	Rated impulse voltage for surge voltage class/ pollution degree III/2	8 kV

### Rated data acc. to UL 1059

Institute (cURus)	CURUS	Certificate No. (cURus)	E60693
Rated voltage (Use group B / UL 1059)	600 V	Rated voltage (Use group C / UL 1059)	600 V
Rated voltage (Use group D / UL 1059)	600 V	Rated voltage (Use group F / UL 1059)	1000 V
Rated current (Use group B / UL 1059)	18.5 A	Rated current (Use group C / UL 1059)	18.5 A
Rated current (Use group D / UL 1059)	10 A	Rated current (Use group F / UL 1059)	18.5 A
Wire cross-section, AWG, min.	AWG 20	Wire cross-section, AWG, max.	AWG 12
Reference to approval values	Specifications are maximum values, details - see approval certificate.		

### Important note

IPC conformity	Conformity: The products are developed, manufactured and delivered according international recognized standards and norms and comply with the assured properties in the data sheet resp. fulfill decorative properties in accordance with IPC-A-610 "Class 2". Further claims on the products can be evaluated on request.
Notes	<ul style="list-style-type: none"> <li>Rated current related to rated cross-section &amp; min. No. of poles.</li> <li>P on drawing = pitch</li> <li>Rated data refer only to the component itself. Clearance and creepage distances to other components are to be designed in accordance with the relevant application standards.</li> <li>Wire end ferrule without plastic collar to DIN 46228/1</li> <li>In accordance with IEC 61984, OMNIMATE-connectors are connectors without breaking capacity (COC). During designated use, connectors are not allowed to be engaged or disengaged when live or under load</li> <li>Long term storage of the product with average temperature of 50 °C and maximum humidity 70%, 36 months</li> </ul>

### Classifications

ETIM 8.0	EC002638	ETIM 9.0	EC002638
ETIM 10.0	EC002638	ECLASS 14.0	27-46-02-02
ECLASS 15.0	27-46-02-02		

MPS 7S/04 S TN B B

Weidmüller Interface GmbH & Co. KG  
 Klingenbergstraße 26  
 D-32758 Detmold  
 Germany

www.weidmueller.com

Drawings

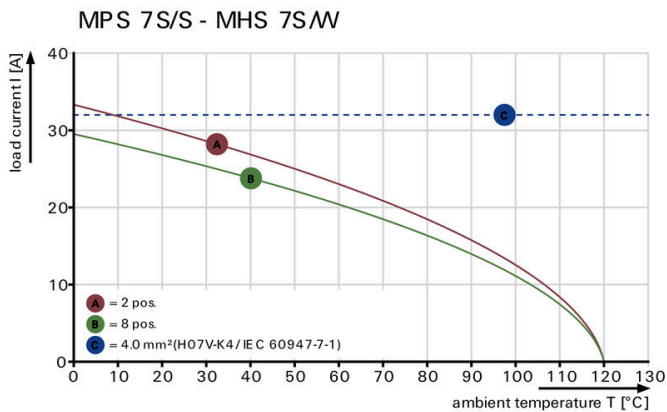
Product image



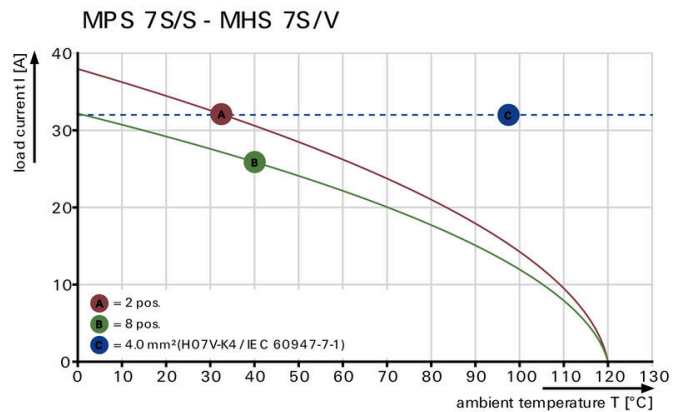
Dimensional drawing



Derating curve




Derating curve



Product benefits



Product benefits



Drawings

Product benefits



Fastest connection technology SNAP IN

## MPS 7S/04 S TN B B

Weidmüller Interface GmbH &amp; Co. KG

Klingenbergstraße 26


D-32758 Detmold

Germany

www.weidmueller.com

## Counterpart

## 90° / Horizontal



OMNIMATE® 4.0 - the next evolution step OMNIMATE® 4.0 follows the trend of One Cable Technology (OCT).

The modular concept enables the fast configuration of hybrid interfaces, which transmit data, signals and energy in a single connector. As a result, you can reduce the cabling effort in a wide variety of applications, simplify maintenance and accelerate automation processes. The unique SNAP IN connection is the backbone and speeds up the wiring process. The fastest connection yet

- Fast, safe, and tool-free wiring due to unique SNAP IN connection
  - Ready for Robot through "wire ready" delivery with open clamping point
  - Optical and acoustic feedback indicates proper wiring
- Create your own configuration
- Flexible configuration and ordering via the Weidmüller Configurator (WMC)
  - Dispatch within three days – even for individually configured products
  - Automatic offer preparation for the configured product
- Simply configuration of modular hybrid connectors
- Flexible combination options for power, signal and data transmission
  - Future-proof Single-Pair Ethernet technology

## General ordering data

Type	MHS 7S/04 H T3 B T	Version	
Order No.	<a href="#">8000078309</a>		PCB plug-in connector, male header, THT/THR solder connection,
GTIN (EAN)	4064675622628		Pitch in mm (P): 7.50 mm, Number of poles: 4, 90°, Tube
Qty.	19 ST		

## MPS 7S/04 S TN B B

Weidmüller Interface GmbH &amp; Co. KG

Klingenbergstraße 26

D-32758 Detmold

Germany

www.weidmueller.com

## Counterpart

## 270° / Horizontal



OMNIMATE® 4.0 - the next evolution step OMNIMATE® 4.0 follows the trend of One Cable Technology (OCT).

The modular concept enables the fast configuration of hybrid interfaces, which transmit data, signals and energy in a single connector. As a result, you can reduce the cabling effort in a wide variety of applications, simplify maintenance and accelerate automation processes. The unique SNAP IN connection is the backbone and speeds up the wiring process. The fastest connection yet

- Fast, safe, and tool-free wiring due to unique SNAP IN connection
  - Ready for Robot through "wire ready" delivery with open clamping point
  - Optical and acoustic feedback indicates proper wiring
- Create your own configuration
- Flexible configuration and ordering via the Weidmüller Configurator (WMC)
  - Dispatch within three days – even for individually configured products
  - Automatic offer preparation for the configured product
- Simply configuration of modular hybrid connectors
- Flexible combination options for power, signal and data transmission
  - Future-proof Single-Pair Ethernet technology

## General ordering data

Type	MHS 7S/04 W T3 B T	Version	
Order No.	<a href="#">8000078323</a>		PCB plug-in connector, male header, THT/THR solder connection,
GTIN (EAN)	4064675622369		Pitch in mm (P): 7.50 mm, Number of poles: 4, 270°, Tube
Qty.	19 ST		

## MPS 7S/04 S TN B B

Weidmüller Interface GmbH &amp; Co. KG

Klingenbergstraße 26

D-32758 Detmold

Germany

## Counterpart

www.weidmueller.com

## 180° / Vertical



OMNIMATE® 4.0 - the next evolution step OMNIMATE® 4.0 follows the trend of One Cable Technology (OCT).

The modular concept enables the fast configuration of hybrid interfaces, which transmit data, signals and energy in a single connector. As a result, you can reduce the cabling effort in a wide variety of applications, simplify maintenance and accelerate automation processes. The unique SNAP IN connection is the backbone and speeds up the wiring process. The fastest connection yet

- Fast, safe, and tool-free wiring due to unique SNAP IN connection
  - Ready for Robot through "wire ready" delivery with open clamping point
  - Optical and acoustic feedback indicates proper wiring
- Create your own configuration
- Flexible configuration and ordering via the Weidmüller Configurator (WMC)
  - Dispatch within three days – even for individually configured products
  - Automatic offer preparation for the configured product
- Simply configuration of modular hybrid connectors
- Flexible combination options for power, signal and data transmission
  - Future-proof Single-Pair Ethernet technology

## General ordering data

Type	MHS 7S/04 V T3 B T	Version	
Order No.	<a href="#">8000078316</a>		PCB plug-in connector, male header, THT/THR solder connection,
GTIN (EAN)	4064675622062		Pitch in mm (P): 7.50 mm, Number of poles: 4, 180°, Tube
Qty.	19 ST		