


ZPE 4/4AN**Weidmüller Interface GmbH & Co. KG**

Klingenbergstraße 26

D-32758 Detmold

Germany

www.weidmueller.com

Product image

To feed through power, signal, and data is the classical requirement in electrical engineering and panel building. The insulating material, the connection system and the design of the terminal blocks are the differentiating features. A feed-through terminal block is suitable for joining and/or connecting one or more conductors. They could have one or more connection levels that are on the same potential or insulated against one another.

General ordering data

| | |
|------------|---|
| Version | PE terminal, Tension-clamp connection, 4 mm ² , 480 A (4 mm ²), Green/yellow |
| Order No. | 7904280000 |
| Type | ZPE 4/4AN |
| GTIN (EAN) | 4032248422388 |
| Qty. | 50 items |

ZPE 4/4AN

Weidmüller Interface GmbH & Co. KG
Klingenbergstraße 26
D-32758 Detmold
Germany

www.weidmueller.com

Technical data

Approvals

Approvals



| | |
|---------------------------|----------------------------|
| ROHS | Conform |
| UL File Number Search | UL Website |
| Certificate No. (cURus) | E60693 |
| Certificate No. (cURusEX) | E184763 |

Dimensions and weights

| | | | |
|--------------------------|-------------|----------------|-------------|
| Depth | 43 mm | Depth (inches) | 1.6929 inch |
| Depth including DIN rail | 43.5 mm | Height | 104.5 mm |
| Height (inches) | 4.1142 inch | Width | 6.1 mm |
| Width (inches) | 0.2402 inch | Net weight | 24 g |

Temperatures

| | | | |
|----------------------------------|----------------|----------------------------------|----------------|
| Storage temperature | -25 °C...55 °C | Ambient temperature | -50 °C...75 °C |
| Continuous operating temp., min. | -50 °C | Continuous operating temp., max. | 120 °C |

Environmental Product Compliance

| | |
|------------------------|-----------------------------|
| RoHS Compliance Status | Compliant without exemption |
| REACH SVHC | No SVHC above 0.1 wt% |

Material data

| | | | |
|---------------------------|-------|--------|--------------|
| Basic material | Wemid | Colour | Green/yellow |
| UL 94 flammability rating | V-0 | | |

Rating data IECEX/ATEX

| | | | |
|--------------------------------|-------------------|---------------------------------|-------------------|
| Certificate No. (ATEX) | DEMKO15ATEX1467U | Certificate No. (IECEX) | IECEXULD15.0008U |
| Wire cross section max. (ATEX) | 6 mm ² | Wire cross section max. (IECEX) | 6 mm ² |
| Marking EN 60079-7 | Ex eb II C Gb | Ex 2014/34/EU label | II 2 G D |

System specifications

| | | | |
|-------------------------------------|---|-----------------------------------|-------|
| Version | Tension-clamp connection, With PE connection, One end without connector | End cover plate required | Yes |
| Number of potentials | 1 | Number of levels | 1 |
| Number of clamping points per level | 4 | Levels cross-connected internally | No |
| PE connection | Yes | Mounting rail | TS 35 |
| PE function | Yes | PEN function | No |

ZPE 4/4AN

Weidmüller Interface GmbH & Co. KG
 Klingenbergstraße 26
 D-32758 Detmold
 Germany

www.weidmueller.com

Technical data

Additional technical data

| | | | |
|--------------------------|-------|-----------------------------|---------|
| Open sides | right | Number of similar terminals | 1 |
| Explosion-tested version | Yes | Type of mounting | Snap-on |

CSA rating data

| | | | |
|-------------------------------|--------|-----------------------|----------------|
| Wire cross section max. (CSA) | 10 AWG | Certificate No. (CSA) | 200039-1152892 |
| Wire cross section min. (CSA) | 26 AWG | | |

Conductors for clamping (additional connection)

| | |
|--|--------------------------|
| Connection type, additional connection | Tension-clamp connection |
|--|--------------------------|

Conductors for clamping (rated connection)

| | | | |
|---|--|-------------|----------------------|
| Gauge to IEC 60947-1 | A4 | | |
| Wire connection cross section AWG, max. | AWG 10 | | |
| Connection direction | top | | |
| Stripping length | 12 mm | | |
| Type of connection | Tension-clamp connection | | |
| Number of connections | 4 | | |
| Clamping range, max. | 6 mm ² | | |
| Clamping range, min. | 0.13 mm ² | | |
| Blade size | 0.6 x 3.5 mm | | |
| Wire connection cross section AWG, min. | AWG 26 | | |
| Wire connection cross-section, finely stranded with wire-end ferrules DIN 46228/4, max. | 4 mm ² | | |
| Wire connection cross-section, finely stranded with wire-end ferrules DIN 46228/4, min. | 0.13 mm ² | | |
| Wire connection cross-section, finely stranded with wire-end ferrules DIN 46228/1, max. | 4 mm ² | | |
| Wire connection cross-section, finely stranded with wire-end ferrules DIN 46228/1, min. | 0.13 mm ² | | |
| Wire connection cross section, finely stranded, max. | 6 mm ² | | |
| Wire connection cross section, finely stranded, min. | 0.13 mm ² | | |
| Connection cross-section, stranded, max. | 6 mm ² | | |
| Connection cross-section, stranded, min. | 0.13 mm ² | | |
| Wire connection cross-section, solid core, max. | 6 mm ² | | |
| Wire connection cross-section, solid core, min. | 0.13 mm ² | | |
| Connection cross-section, finely stranded, min. | 0.13 mm ² | | |
| Tube length for wire-end ferrule with plastic collar DIN 46228/4 | Tube length | min. | 8 mm |
| | | max. | 10 mm |
| | Cross-section for conductor connection | nominal | 0.5 mm ² |
| | | Tube length | min. |
| | | max. | 12 mm |
| | Cross-section for conductor connection | nominal | 0.75 mm ² |
| | | Tube length | min. |

ZPE 4/4AN

Weidmüller Interface GmbH & Co. KG
 Klingenbergstraße 26
 D-32758 Detmold
 Germany

www.weidmueller.com

Technical data

| | | | |
|---|--|---------|----------------------|
| | | max. | 12 mm |
| | Cross-section for conductor connection | nominal | 1 mm ² |
| | Tube length | min. | 8 mm |
| | | max. | 12 mm |
| | Cross-section for conductor connection | nominal | 1.5 mm ² |
| | Tube length | min. | 8 mm |
| | | max. | 12 mm |
| | Cross-section for conductor connection | nominal | 2.5 mm ² |
| | Tube length | min. | 10 mm |
| | | max. | 12 mm |
| | Cross-section for conductor connection | nominal | 4 mm ² |
| Tube length for twin wire-end ferrule | Tube length | min. | 8 mm |
| | | max. | 12 mm |
| | Cross-section for conductor connection | nominal | 0.5 mm ² |
| | Tube length | min. | 8 mm |
| | | max. | 12 mm |
| | Cross-section for conductor connection | nominal | 0.75 mm ² |
| | Tube length | min. | 8 mm |
| | | max. | 12 mm |
| | Cross-section for conductor connection | nominal | 1 mm ² |
| Tube length for wire-end ferrule without plastic collar DIN 46228/1 | Tube length | nominal | 12 mm |
| | Cross-section for conductor connection | nominal | 0.5 mm ² |
| | Tube length | nominal | 12 mm |
| | Cross-section for conductor connection | nominal | 0.75 mm ² |
| | Tube length | nominal | 12 mm |
| | Cross-section for conductor connection | nominal | 1 mm ² |
| | Tube length | nominal | 12 mm |
| | Cross-section for conductor connection | nominal | 1.5 mm ² |
| | Tube length | nominal | 12 mm |
| | Cross-section for conductor connection | nominal | 2.5 mm ² |
| | Tube length | nominal | 12 mm |
| | Cross-section for conductor connection | nominal | 4 mm ² |

General

| | | | |
|---|---------------|---|--------|
| Wire connection cross section AWG, max. | AWG 10 | Wire connection cross section AWG, min. | AWG 26 |
| Standards | IEC 60947-7-2 | Mounting rail | TS 35 |

Rating data

| | | | |
|--|-------------------|--|---------------|
| Rated cross-section | 4 mm ² | Rated voltage to adjoining terminal | 800 V |
| Rated DC voltage | 800 V | Standards | IEC 60947-7-2 |
| Volume resistance according to IEC 60947-7-x | 1 mΩ | Rated impulse withstand voltage to adjacent terminal | 8 kV |
| Power loss in accordance with IEC 60947-7-x | 0.00 W | Pollution severity | 3 |

UL rating data

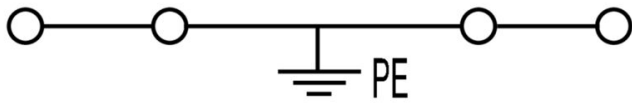
| | | | |
|--|--------|--|--------|
| Conductor size Factory wiring max. (cURus) | 10 AWG | Certificate No. (cURus) | E60693 |
| Conductor size Field wiring min. (cURus) | 26 AWG | Conductor size Factory wiring min. (cURus) | 26 AWG |
| Conductor size Field wiring max. (cURus) | 10 AWG | | |

Technical data

Classifications

| | | | |
|-------------|-------------|-------------|-------------|
| ETIM 8.0 | EC000901 | ETIM 9.0 | EC000901 |
| ETIM 10.0 | EC000901 | ECLASS 14.0 | 27-25-01-03 |
| ECLASS 15.0 | 27-25-01-03 | | |

Drawings



ZPE 4/4AN

Weidmüller Interface GmbH & Co. KG

Klingenbergstraße 26

D-32758 Detmold

Germany

Accessories

www.weidmueller.com

Cross-connections



The distribution or multiplication of a potential to adjoining terminal blocks is realized via a cross-connection. Additional wiring effort can be easily avoided. Even if the poles are broken out, contact reliability in the terminal blocks is still ensured. Our portfolio offers pluggable and screwable cross-connection systems for modular terminal blocks.

General ordering data

| | | |
|------------|----------------------------|---|
| Type | ZQV 4/2 GE | Version |
| Order No. | 1608950000 | Accessories, Cross-connector, 32 A |
| GTIN (EAN) | 4008190263225 | |
| Qty. | 60 ST | |
| Type | ZQV 4/3 GE | Version |
| Order No. | 1608960000 | Accessories, Cross-connector, 32 A |
| GTIN (EAN) | 4008190263232 | |
| Qty. | 60 ST | |
| Type | ZQV 4/4 GE | Version |
| Order No. | 1608970000 | Accessories, Cross-connector, 32 A |
| GTIN (EAN) | 4008190263249 | |
| Qty. | 60 ST | |
| Type | ZQV 4/5 GE | Version |
| Order No. | 1608980000 | Accessories, Cross-connector, 32 A |
| GTIN (EAN) | 4008190263256 | |
| Qty. | 20 ST | |
| Type | ZQV 4/6 GE | Version |
| Order No. | 1608990000 | Accessories, Cross-connector, 32 A |
| GTIN (EAN) | 4008190263263 | |
| Qty. | 20 ST | |
| Type | ZQV 4/7 GE | Version |
| Order No. | 1609000000 | Accessories, Cross-connector, 32 A |
| GTIN (EAN) | 4008190263270 | |
| Qty. | 20 ST | |
| Type | ZQV 4/8 GE | Version |
| Order No. | 1609010000 | Accessories, Cross-connector, 32 A |
| GTIN (EAN) | 4008190263287 | |
| Qty. | 20 ST | |
| Type | ZQV 4/9 GE | Version |
| Order No. | 1609020000 | Accessories, Cross-connector, 32 A |
| GTIN (EAN) | 4008190263294 | |
| Qty. | 20 ST | |
| Type | ZQV 4/10 GE | Version |
| Order No. | 1609030000 | Accessories, Cross-connector, 32 A |
| GTIN (EAN) | 4008190263300 | |
| Qty. | 20 ST | |
| Type | ZQV 4/20 GE | Version |
| Order No. | 1909010000 | Z-series, Cross-connector, For the terminals, Number of poles: 20 |
| GTIN (EAN) | 4032248535637 | |
| Qty. | 20 ST | |

ZPE 4/4AN

Weidmüller Interface GmbH & Co. KG
 Klingenbergstraße 26
 D-32758 Detmold
 Germany

Accessories

www.weidmueller.com

End plates and partition plates




Partition plates and end plates are essential accessories for terminal blocks. Partition plates provide optical and electrical separation of different potentials and functional groups, increasing safety and ensuring a clear structure inside the control cabinet. End plates close the terminal block row on the sides, protect against contact with live parts, and ensure a clean, stable finish. Both components are precisely matched to the respective Weidmüller terminal block series, contributing to safe, compliant, and professional wiring.

General ordering data

| | | |
|------------|----------------------------|--------------------------------------|
| Type | ZAP/TW4/4AN | Version |
| Order No. | 7904210000 | Z-series, End plate, Partition plate |
| GTIN (EAN) | 4008190576035 | |
| Qty. | 20 ST | |
| Type | ZAP/TW4/4AN BL | Version |
| Order No. | 7904220000 | Z-series, End plate, Partition plate |
| GTIN (EAN) | 4008190576028 | |
| Qty. | 20 ST | |
| Type | ZAP/TW4/4AN OR | Version |
| Order No. | 7904230000 | Z-series, End plate, Partition plate |
| GTIN (EAN) | 4008190576042 | |
| Qty. | 20 ST | |

End bracket



Weidmüller's range of products includes end brackets that guarantee a permanent, reliable mounting on the terminal rail and prevent sliding. Versions with and without screws are available. The end brackets include marking options, also for group markers, and also a test plug holder.

General ordering data

| | | |
|------------|----------------------------|---|
| Type | EW 35 | Version |
| Order No. | 0383560000 | End bracket, beige, TS 35, V-2, Wemid, Width: 8.5 mm, 100 °C |
| GTIN (EAN) | 4008190181314 | |
| Qty. | 50 ST | |
| Type | EW 35 GR 7032 | Version |
| Order No. | 0383530000 | End bracket, grey, TS 35, V-0, Wemid, Width: 9 mm, 120 °C |
| GTIN (EAN) | 4008190027322 | |
| Qty. | 50 ST | |
| Type | EW 35/SCHA/M3 | Version |
| Order No. | 0258660000 | End bracket, beige, TS 35, V-2, Wemid, Width: 16.5 mm, 100 °C |
| GTIN (EAN) | 4008190033477 | |
| Qty. | 20 ST | |

ZPE 4/4AN

Weidmüller Interface GmbH & Co. KG
 Klingenbergstraße 26
 D-32758 Detmold
 Germany

www.weidmueller.com

Accessories

| | | |
|------------|----------------------------|--|
| Type | WEW 35/1 | Version |
| Order No. | 1059000000 | End bracket, dark beige, TS 35, V-2, Wemid, Width: 12 mm, 100 °C |
| GTIN (EAN) | 4008190172282 | |
| Qty. | 50 ST | |
| Type | WEW 35/2 | Version |
| Order No. | 1061200000 | End bracket, dark beige, TS 35, HB, Wemid, Width: 8 mm, 100 °C |
| GTIN (EAN) | 4008190030230 | |
| Qty. | 50 ST | |
| Type | ZEW 35 | Version |
| Order No. | 9540000000 | End bracket, dark beige, TS 35, V-2, Wemid, Width: 6 mm, 100 °C |
| GTIN (EAN) | 4008190956264 | |
| Qty. | 20 ST | |
| Type | ZEW 35/2 | Version |
| Order No. | 8630740000 | End bracket, dark beige, TS 35, V-2, Wemid, Width: 8 mm, 100 °C |
| GTIN (EAN) | 4032248348916 | |
| Qty. | 20 ST | |

Testadapter and testsockets



Test adapters and test plugs are used for the electrical connection between terminal blocks and the test equipment. In this way, an electrical contact can be established in the wired state and measurements can be done easily.

General ordering data

| | | |
|------------|----------------------------|---------------------------------------|
| Type | ZTA 2 ZDU4 | Version |
| Order No. | 1609060000 | Accessories, Test adapter, 9 A |
| GTIN (EAN) | 4008190466220 | |
| Qty. | 25 ST | |
| Type | ZTA 2/ZA ZDU4 | Version |
| Order No. | 1609070000 | Accessories, Test adapter, 9 A |
| GTIN (EAN) | 4008190466237 | |
| Qty. | 25 ST | |
| Type | PS 2.3 RT | Version |
| Order No. | 0180400000 | Test adapter (terminal), 230 V, 20 mA |
| GTIN (EAN) | 4008190060121 | |
| Qty. | 20 ST | |

ZPE 4/4AN

Weidmüller Interface GmbH & Co. KG

Klingenbergstraße 26

D-32758 Detmold

Germany

www.weidmueller.com

Accessories

Reducing sleeves




The use of reducing sleeves simplifies the connection of conductors with smaller cross-sections. Conductors can be reliably inserted into the clamping point without the strands fraying. The use of a reducing sleeve centres the conductor in the entry point.

General ordering data

| | | | |
|------------|----------------------------|---------------------------|--|
| Type | ZRH 4/1 WS | Version | |
| Order No. | 1636640000 | Z-series, Reducing sleeve | |
| GTIN (EAN) | 4008190272937 | | |
| Qty. | 1000 ST | | |

Warning cover



Warning covers with a flash symbol provide more safety for man and machine. They are used where external voltage must be indicated within the application.

General ordering data

| | | | |
|------------|----------------------------|-----------------|--|
| Type | ZAD 2/4 | Version | |
| Order No. | 1609080000 | Z-series, Cover | |
| GTIN (EAN) | 4008190263317 | | |
| Qty. | 20 ST | | |

Custom printing



The Dekafix (DEK) marker is the universal marker for all conductor and plug-in connectors as well as for electronic sub-assemblies. The system is ideal for short number sequences and covers a wide range of ready-printed markers.

Strips for fast installation in only one work step. The printing is easy to read, rich in contrast and available in various widths.

- Large range of ready-to-use markers
 - Strips for fast installation
 - Terminal markers, suitable for all Weidmüller cable connectors
 - Available as blank MultiCard or with standard printing
- For custom printing: Please send us a file of our labeling software M-Print PRO or M-Print PRO Online (without installation) for your labeling specifications.

ZPE 4/4AN

Weidmüller Interface GmbH & Co. KG

Klingenbergstraße 26

D-32758 Detmold

Germany


www.weidmueller.com

Accessories

General ordering data

| | | |
|------------|----------------------------|---|
| Type | DEK 5/6 MC SDR | Version |
| Order No. | 1609830000 | Dekafix, Terminal marker, 5 x 6 mm, Pitch in mm (P): 6.00 |
| GTIN (EAN) | 4008190456603 | Weidmueller, To customer specification |
| Qty. | 200 ST | |

Blank



WS markers are the perfect match for the W-series connectors. Thanks to their system compatibility, the WS tags can also be used with the I-series and the Z-series. The large marking surfaces do not only permit long character strings but also multi-line text. WS markers are ideal for labels with long, customised character strings. Thanks to the proven MultiCard format, printing with PrintJet CONNECT oder/or Plotter is possible.

- Can be fitted in strips or individually
- Markers in proven MultiCard format

For custom printing: Please send us a file of our labeling software M-Print PRO or M-Print PRO Online (without installation) for your labeling specifications.

General ordering data

| | | |
|------------|----------------------------|--|
| Type | WS 10/6 M MC NE WS | Version |
| Order No. | 1818400000 | WS, Terminal marker, 10 x 6 mm, Pitch in mm (P): 6.00 Weidmueller, |
| GTIN (EAN) | 4032248310876 | Allen-Bradley, white |
| Qty. | 600 ST | |
| Type | WS 10/6 MC NE WS | Version |
| Order No. | 1828450000 | WS, Terminal marker, 10 x 6 mm, Pitch in mm (P): 6.00 Weidmueller, |
| GTIN (EAN) | 4032248350513 | Allen-Bradley, white |
| Qty. | 600 ST | |
| Type | ZS 12/6 MC NE WS | Version |
| Order No. | 1610020000 | ZS, Terminal marker, 12 x 6 mm, Pitch in mm (P): 6.00 Weidmueller, |
| GTIN (EAN) | 4008190444600 | Allen-Bradley, white |
| Qty. | 400 ST | |

Marker holder



The marker holder offer the possibility of additional mounting of standard markers with a pitch of 5 or 5.1 mm. The angled holders can be optionally snapped together and could be mounted in all standard marking channels of the Klippon® Connect modular terminal blocks. Fitting marker types could be found under the respective accessories of the designation marking holder.

General ordering data

| | | |
|------------|----------------------------|----------------------------|
| Type | BZT 1 WS 10/5 | Version |
| Order No. | 1805490000 | Accessories, Marker holder |
| GTIN (EAN) | 4032248270231 | |
| Qty. | 100 ST | |

ZPE 4/4AN


Weidmüller Interface GmbH & Co. KG
 Klingenbergstraße 26
 D-32758 Detmold
 Germany

www.weidmueller.com

Accessories

| | | | |
|------------|----------------------------|----------------------------|--|
| Type | BZT 1 ZA WS 10/5 | Version | |
| Order No. | 1805520000 | Accessories, Marker holder | |
| GTIN (EAN) | 4032248270248 | | |
| Qty. | 100 ST | | |

Slotted screwdriver



VDE insulated screwdriver sets, for working on live parts up to 1000 V AC and 1500 V DC, DIN EN 60900. IEC 900. Each piece is "GS" safety tested. Blade made from fully hardened, high-alloy chromium-vanadium-molybdenum steel, gun-metal finish.

General ordering data

| | | | |
|------------|----------------------------|---|--|
| Type | SDIS SLIM 0.6X3.5X100 | Version | |
| Order No. | 2749610000 | Mounting tool, Blade width (B): 3.5 mm, Blade length: 100 mm, Blade | |
| GTIN (EAN) | 4050118896350 | thickness (A): 0.6 mm | |
| Qty. | 1 ST | | |