Data sheet

DRI424730LT

Weidmüller Interface GmbH & Co. KG
Klingenbergstraße 26
D-32758 Detmold
Germany

www.weidmueller.com

Product image



Individual relays within the D-SERIES DRI
- 2 CO contact
- AC coils
- With integrated status LED and test button

General ordering data

Version	D-SERIES DRI, Relay, Number of contacts: 2, CO contact AgSnO, Rated control voltage: 230 V AC, Continuous current: 5 A, Flat blade connections (2.5 mm x 0.5 mm), Test button available: Yes
Order No.	7760056345
Type	DRI424730LT
GTIN (EAN)	6944169739927
Qty.	20 items

Weidmüller Interface GmbH & Co. KG
Klingenbergstraße 26
D-32758 Detmold
Germany

www.weidmueller.com

Technical data

Approvals

Approvals	cULus
ROHS	Conform
UL File Number Search	UL Website
Certificate No. (cURus)	E312083

Dimensions and weights

Depth	33.5 mm	Depth (inches)	1.3189 inch
Height	31 mm	Height (inches)	1.2205 inch
Width	13 mm	Width (inches)	0.5118 inch
Net weight	21.1 g		

Temperatures

Storage temperature	-40 °C...85 °C	Ambient temperature	-40 °C...55 °C
Operating temperature		Humidity	35...85 % rel. humidity, no condensation

Environmental Product Compliance

RoHS Compliance Status	Compliant without exemption
REACH SVHC	No SVHC above 0.1 wt%

Rated data UL

Certificate No. (cURus)	E312083

Control side

Rated control voltage	230 V AC	Rated current AC	4,9 mA
Power rating	1.1 VA	Coil resistance	23500 Ω ± 10 %
Status indicator	red LED		

Load side

Rated switching voltage	250 V AC	Continuous current	5 A
Max. switching frequency at rated load	0.1 Hz	Max. switching voltage, AC	250 V
Max. switching voltage, DC	250 V	AC switching capacity (resistive), max.	1250 VA
DC switching capacity (resistive), max.	150 W @ 24 V	Switch-on delay	≤ 15 ms
Switch-off delay	≤ 10 ms	Contact type	2 CO contact (AgSnO)
Mechanical service life	10 x 106 switching cycles	Min. switching power	10 mA @ 24 V, 10 mA @ 12 V, 100 mA @ 5 V

General data

Test button available	Yes	
Version of test button	Lockable test button, Momentary test button	
Mechanical switch position indicator	No	
Colour	Transparent	
UL94 flammability rating component	Component	Relay cover
	UL94 flammability rating	V-2
	Component	Relay baseplate
	UL94 flammability rating	V-0

Weidmüller Interface GmbH & Co. KG
Klingenbergstraße 26
D-32758 Detmold
Germany

www.weidmueller.com

Technical data

	Component	Relay test button	
	UL94 flammability rating	HB	

Insulation coordination

Rated voltage	300 V	Pollution severity	2
Surge voltage category	III	Insulating material group	IIIa
Clearance and creepage distances for control side - load side	≥ 4 mm	Dielectric strength for control side - load side	5 kVeff / 1min
Dielectric strength of neighbouring contacts	1.5 kVeff /1 min.	Dielectric strength of open contact	1 kVeff / 1 min
Impulse withstand voltage	5 kV (1.2/50 µs)	Protection degree	IP20

Further details of approvals / standards

Certificate No. (cURus)	E312083

Connection data

Wire connection method	Flat blade connections (2.5 mm x 0.5 mm)

Classifications

ETIM 8.0	EC001437	ETIM 9.0	EC001437
ETIM 10.0	EC001437	ECLASS 14.0	27-37-16-01
ECLASS 15.0	27-37-16-01		

Weidmüller Interface GmbH & Co. KG
Klingenbergstraße 26
D-32758 Detmold
Germany

www.weidmueller.com

Drawings

Wiring diagram

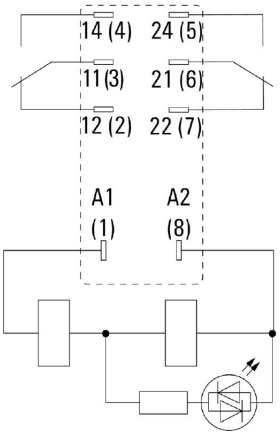

View of Pins from below

Graph

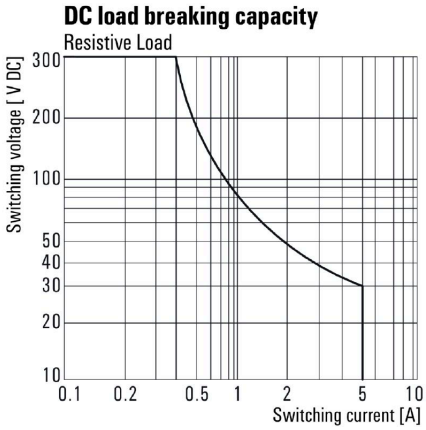

DC load limit curve Resistive load

Graph

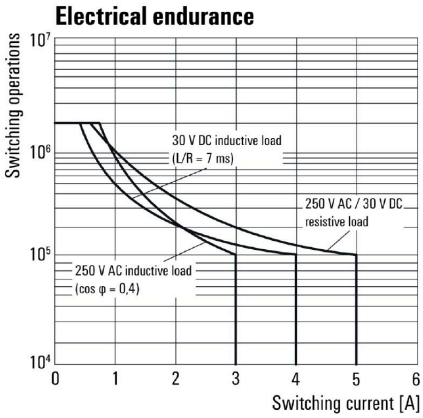

Electrical service life

Graph

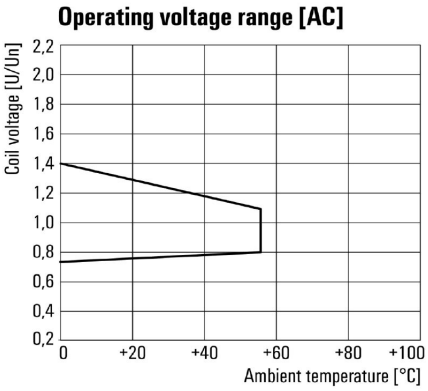

AC operational voltage range

Dimensional drawing

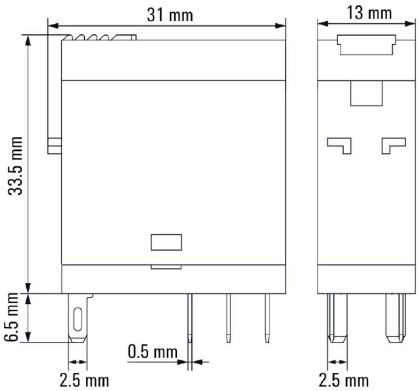

Weidmüller Interface GmbH & Co. KG
Klingenbergstraße 26
D-32758 Detmold
Germany

www.weidmueller.com

Drawings

Miscellaneous

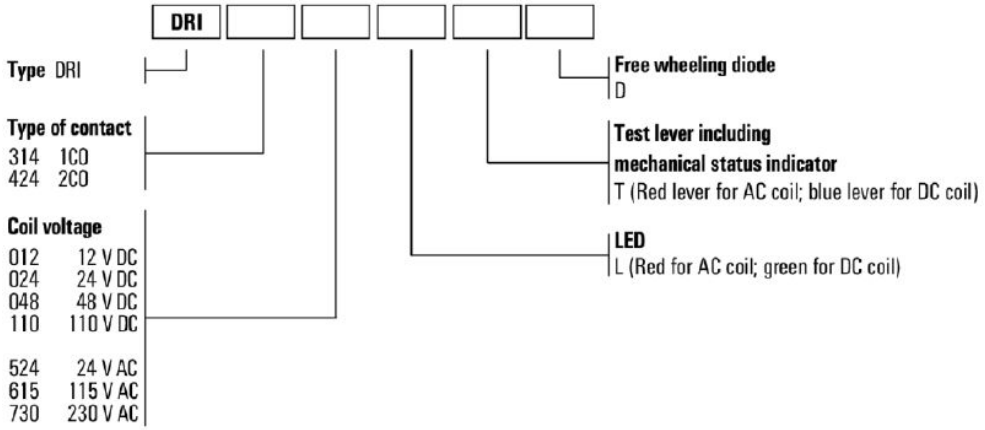

Type codes