


DRI424615**Weidmüller Interface GmbH & Co. KG**

Klingenbergstraße 26

D-32758 Detmold

Germany

www.weidmueller.com

Product image

Similar to illustration

Individual relays within the D-SERIES DRI

- 2 CO contact
- Optional AC or DC coils

General ordering data

Version	D-SERIES DRI, Relay, Number of contacts: 2, CO contact AgSnO, Rated control voltage: 115 V AC, Continuous current: 5 A, Flat blade connections (2.5 mm x 0.5 mm), Test button available: No
Order No.	7760056326
Type	DRI4246 15
GTIN (EAN)	6944 169740312
Qty.	20 items

DRI424615

Weidmüller Interface GmbH & Co. KG
 Klingenbergstraße 26
 D-32758 Detmold
 Germany

www.weidmueller.com

Technical data

Approvals

Approvals



ROHS Conform
 UL File Number Search [UL Website](#)
 Certificate No. (cURus) E312083

Dimensions and weights

Depth	28 mm	Depth (inches)	1.1024 inch
Height	31 mm	Height (inches)	1.2205 inch
Width	13 mm	Width (inches)	0.5118 inch
Net weight	19 g		

Temperatures

Storage temperature	-40 °C...85 °C	Ambient temperature	-40 °C...55 °C
Operating temperature		Humidity	35...85 % rel. humidity, no condensation

Environmental Product Compliance

RoHS Compliance Status Compliant without exemption
 REACH SVHC No SVHC above 0.1 wt%

Rated data UL

Certificate No. (cURus) E312083

Control side

Rated control voltage	115 V AC	Rated current AC	9.3 mA
Power rating	1.1 VA	Coil resistance	6200 Ω ± 10 %
Status indicator	No		

Load side

Rated switching voltage	250 V AC	Continuous current	5 A
Max. switching frequency at rated load	0.1 Hz	Max. switching voltage, AC	250 V
Max. switching voltage, DC	250 V	AC switching capacity (resistive), max.	1250 VA
DC switching capacity (resistive), max.	150 W @ 24 V	Switch-on delay	≤ 15 ms
Switch-off delay	≤ 10 ms	Contact type	2 CO contact (AgSnO)
Mechanical service life	10 x 10 ⁶ switching cycles	Min. switching power	10 mA @ 24 V, 10 mA @ 12 V, 100 mA @ 5 V

General data

Test button available	No		
Mechanical switch position indicator	No		
Colour	Transparent		
UL94 flammability rating component	Component	Relay cover	
	UL94 flammability rating	V-2	
	Component	Relay baseplate	
	UL94 flammability rating	V-0	

DRI424615

Weidmüller Interface GmbH & Co. KG
 Klingenbergstraße 26
 D-32758 Detmold
 Germany

www.weidmueller.com

Technical data

Insulation coordination

Rated voltage	300 V	Pollution severity	2
Surge voltage category	III	Insulating material group	IIIa
Clearance and creepage distances for control side - load side	≥ 4 mm	Dielectric strength for control side - load side	5 kVeff / 1 min
Dielectric strength of neighbouring contacts	1.5 kVeff / 1 min.	Dielectric strength of open contact	1 kVeff / 1 min
Impulse withstand voltage	5 kV (1.2/50 µs)	Protection degree	IP20

Further details of approvals / standards

Certificate No. (cURus)	E312083
-------------------------	---------

Connection data

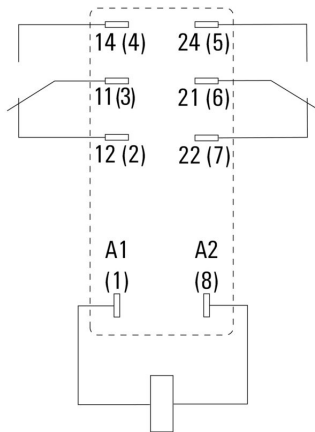
Wire connection method	Flat blade connections (2.5 mm x 0.5 mm)
------------------------	---------------------------------------------

Classifications

ETIM 8.0	EC001437	ETIM 9.0	EC001437
ETIM 10.0	EC001437	ECLASS 14.0	27-37-16-01
ECLASS 15.0	27-37-16-01		

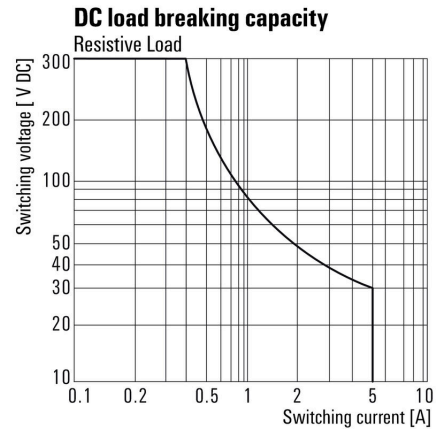
Drawings

Wiring diagram



View of Pins from below

Graph



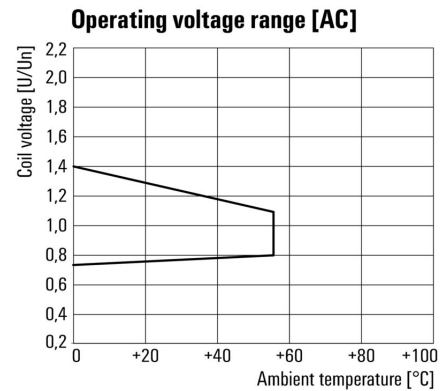
DC load limit curve Resistive load

Graph



Electrical service life

Graph



AC operational voltage range

Dimensional drawing



DRI424615

Weidmüller Interface GmbH & Co. KG
 Klingenbergstraße 26
 D-32758 Detmold
 Germany

Drawings

www.weidmueller.com

Miscellaneous



Type codes