

DRI314615**Weidmüller Interface GmbH & Co. KG**Klingenbergstraße 26
D-32758 Detmold
Germany

www.weidmueller.com

Product image

Similar to illustration

Individual relays within the D-SERIES DRI

- 1 CO contact
- Optional AC or DC coils

General ordering data

| | |
|------------|--|
| Version | D-SERIES DRI, Relay, Number of contacts: 1, CO contact AgSnO, Rated control voltage: 115 V AC, Continuous current: 10 A, Flat blade connections (4.7 mm x 0.5 mm), Test button available: No |
| Order No. | 7760056301 |
| Type | DRI314615 |
| GTIN (EAN) | 6944169740060 |
| Qty. | 20 items |

DRI314615

Weidmüller Interface GmbH & Co. KG

Klingenbergstraße 26

D-32758 Detmold

Germany

www.weidmueller.com

Technical data

Approvals

Approvals



ROHS Conform

UL File Number Search [UL Website](#)

Certificate No. (cURus) E312083

Dimensions and weights

| | | | |
|------------|-------|-----------------|-------------|
| Depth | 28 mm | Depth (inches) | 1.1024 inch |
| Height | 31 mm | Height (inches) | 1.2205 inch |
| Width | 13 mm | Width (inches) | 0.5118 inch |
| Net weight | 19 g | | |

Temperatures

| | | | |
|-----------------------|----------------|---------------------|--|
| Storage temperature | -40 °C...85 °C | Ambient temperature | -40 °C...55 °C |
| Operating temperature | | Humidity | 35...85 % rel. humidity, no condensation |

Environmental Product Compliance

| | |
|------------------------|-----------------------------|
| RoHS Compliance Status | Compliant without exemption |
| REACH SVHC | No SVHC above 0.1 wt% |

Rated data UL

Certificate No. (cURus) E312083

Control side

| | | | |
|-----------------------|----------|------------------|---------------|
| Rated control voltage | 115 V AC | Rated current AC | 9.3 mA |
| Power rating | 1.1 VA | Coil resistance | 6200 Ω ± 10 % |
| Status indicator | No | | |

Load side

| | | | |
|---|---------------------------------------|---|--|
| Rated switching voltage | 250 V AC | Continuous current | 10 A |
| Max. switching frequency at rated load | 0.1 Hz | Max. switching voltage, AC | 250 V |
| Max. switching voltage, DC | 250 V | AC switching capacity (resistive), max. | 2500 VA |
| DC switching capacity (resistive), max. | 240 W @ 24 V | Switch-on delay | ≤ 15 ms |
| Switch-off delay | ≤ 10 ms | Contact type | 1 CO contact (AgSnO) |
| Mechanical service life | 10 x 10 ⁶ switching cycles | Min. switching power | 10 mA @ 24 V, 10 mA @ 12 V, 100 mA @ 5 V |

General data

| | | | |
|--------------------------------------|--------------------------|-----------------|--|
| Test button available | No | | |
| Mechanical switch position indicator | No | | |
| Colour | Transparent | | |
| UL94 flammability rating component | Component | Relay cover | |
| | UL94 flammability rating | V-2 | |
| | Component | Relay baseplate | |
| | UL94 flammability rating | V-0 | |

DRI314615

Weidmüller Interface GmbH & Co. KG
 Klingenbergstraße 26
 D-32758 Detmold
 Germany

www.weidmueller.com

Technical data

Insulation coordination

| | | | |
|---|-----------------|--|------------------|
| Rated voltage | 300 V | Pollution severity | 2 |
| Surge voltage category | III | Insulating material group | IIIa |
| Clearance and creepage distances for control side - load side | ≥ 4 mm | Dielectric strength for control side - load side | 5 kVeff / 1min |
| Dielectric strength of open contact | 1 kVeff / 1 min | Impulse withstand voltage | 5 kV (1.2/50 µs) |
| Protection degree | IP20 | | |

Further details of approvals / standards

| | |
|-------------------------|---------|
| Certificate No. (cURus) | E312083 |
|-------------------------|---------|

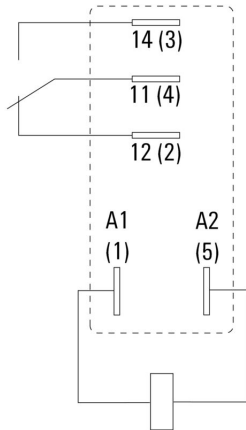
Connection data

| | |
|------------------------|---|
| Wire connection method | Flat blade connections (4.7 mm x 0.5 mm) |
|------------------------|---|

Classifications

| | | | |
|-------------|-------------|-------------|-------------|
| ETIM 8.0 | EC001437 | ETIM 9.0 | EC001437 |
| ETIM 10.0 | EC001437 | ECLASS 14.0 | 27-37-16-01 |
| ECLASS 15.0 | 27-37-16-01 | | |

Wiring diagram



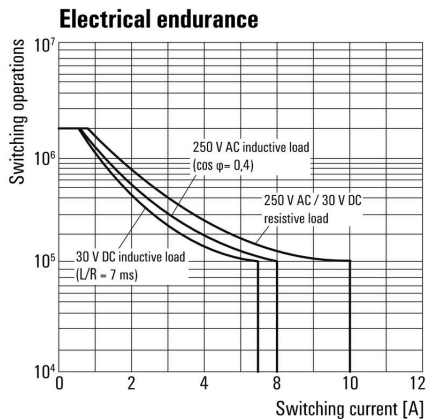
View of Pins from below

Graph



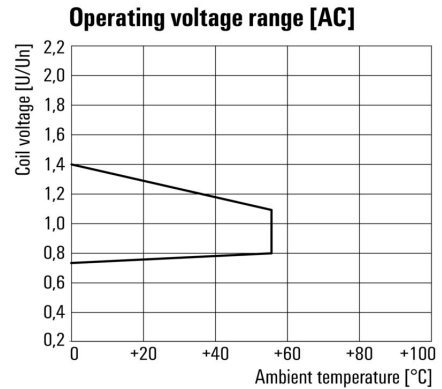
DC load limit curve Resistive load

Graph



Electrical service life

Graph



AC operational voltage range

Dimensional drawing



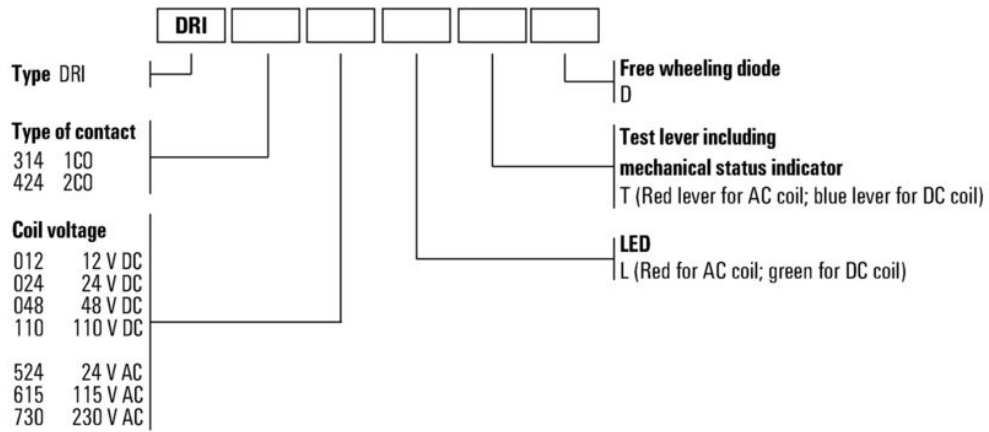
DRI314615

Weidmüller Interface GmbH & Co. KG
 Klingenbergstraße 26
 D-32758 Detmold
 Germany

Drawings

www.weidmueller.com

Miscellaneous



Type codes