

FS 2CO

Weidmüller Interface GmbH & Co. KG

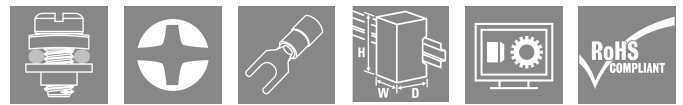
Klingenbergstraße 26

D-32758 Detmold

Germany

www.weidmueller.com

Product image



Relay sockets for the D-SERIES DRM relays

- 2 and 4 CO contacts
- Screw and PUSH IN connection
- Standard and low heights

General ordering data

Version	D-SERIES DRM, Relay socket, Number of contacts: 2, CO contact, Continuous current: 12 A, Screw connection
Order No.	7760056106
Type	FS 2CO
GTIN (EAN)	4032248855582
Qty.	10 items

FS 2CO

Weidmüller Interface GmbH & Co. KG
 Klingenbergstraße 26
 D-32758 Detmold
 Germany

www.weidmueller.com

Technical data

Approvals

Approvals



ROHS	Conform
UL File Number Search	UL Website
Certificate No. (cURus)	E312083

Dimensions and weights

Depth	28.9 mm	Depth (inches)	1.1378 inch
Height	69.8 mm	Height (inches)	2.748 inch
Width	24.7 mm	Width (inches)	0.9724 inch
Net weight	33.5 g		

Temperatures

Storage temperature	-40 °C...70 °C	Ambient temperature	-40 °C...70 °C
Operating temperature			

Environmental Product Compliance

RoHS Compliance Status	Compliant without exemption
REACH SVHC	No SVHC above 0.1 wt%

Rated data UL

Certificate No. (cURus)	E312083
-------------------------	---------

Load side

Rated switching voltage	300 V AC	Continuous current	12 A
Max. switching voltage, AC	300 V	Contact type	2 CO contact

General data

Version	flat design		
Mounting rail	TS 35		
Colour	black		
UL94 flammability rating component	Component	Housing	
	UL94 flammability rating	V-2	
	Component	Mounting foot	
	UL94 flammability rating	HB	
	Component	Retaining clip	
	UL94 flammability rating	HB	

Insulation coordination

Pollution severity	2	Surge voltage category	II
Clearance and creepage distances for control side - load side	≥ 4 mm	Dielectric strength for control side - load 2 kVeff / 1 min side	
Dielectric strength of neighbouring contacts	2 kVeff / 1 min	Impulse withstand voltage	4 kV (1.2/50 µs)
Protection degree	IP10		

FS 2CO

Weidmüller Interface GmbH & Co. KG

Klingenbergstraße 26
D-32758 Detmold
Germany

www.weidmueller.com

Technical data

Further details of approvals / standards

Certificate No. (cURus)	E312083
-------------------------	---------

Connection data

Wire connection method	Screw connection	Stripping length, rated connection	7 mm
Tightening torque, min.	0.5 Nm	Tightening torque, max.	0.8 Nm
Clamping range, min.	0.5 mm ²	Clamping range, max.	2.5 mm ²
Wire cross-section, solid, min.	0.5 mm ²	Wire cross-section, solid, max.	2.5 mm ²
Wire connection cross section, finely stranded, min.	0.5 mm ²	Wire connection cross section, finely stranded, max.	2.5 mm ²
Wire connection cross-section, finely stranded with wire-end ferrules DIN 46228/4, min.	0.5 mm ²	Wire connection cross-section, finely stranded with wire-end ferrules DIN 46228/4, max.	1.5 mm ²
Conductor cross-section, flexible, AEH (DIN 46228-1), min.	0.5 mm ²	Conductor cross-section, flexible, AEH (DIN 46228-1), max.	1.5 mm ²
Wire connection	M3 forked cable lug (insulated)	Blade size	size PH1

Important note

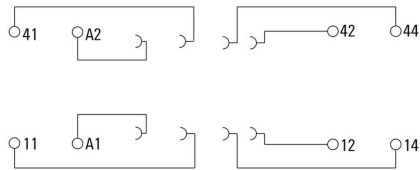
Product information	For this socket, a cross connection is not available.
---------------------	---

Classifications

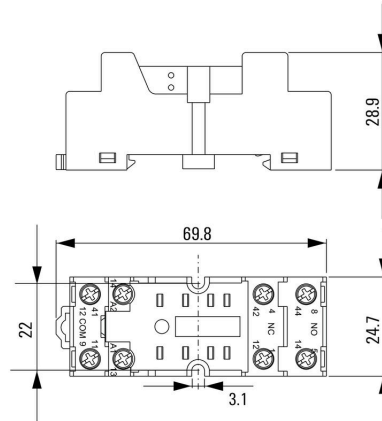
ETIM 8.0	EC001456	ETIM 9.0	EC001456
ETIM 10.0	EC001456	ECLASS 14.0	27-37-16-03
ECLASS 15.0	27-37-16-03		

Drawings

Wiring diagram



Dimensional drawing



Dimensional drawing

