

## DRM270730LT

**Weidmüller Interface GmbH & Co. KG**  
 Klingenbergstraße 26  
 D-32758 Detmold  
 Germany

www.weidmueller.com

### Product image



Similar to illustration

Individual relays within the D-SERIES DRM

- 2 CO contacts
- AC coils
- With integrated status LED and test button

### General ordering data

Version	D-SERIES DRM, Relay, Number of contacts: 2, CO contact, AgNi flash gold-plated, Rated control voltage: 230 V AC, Continuous current: 10 A, Plug-in connection
Order No.	<a href="#">7760056076</a>
Type	DRM270730LT
GTIN (EAN)	4032248855797
Qty.	20 items

## Technical data

## Approvals

Approvals



ROHS	Conform
UL File Number Search	<a href="#">UL Website</a>
Certificate No. (cURus)	E312083

## Dimensions and weights

Depth	35.7 mm	Depth (inches)	1.4055 inch
Height	27.4 mm	Height (inches)	1.0787 inch
Width	21 mm	Width (inches)	0.8268 inch
Net weight	30.71 g		

## Temperatures

Storage temperature	-40 °C...70 °C	Ambient temperature	-40 °C...55 °C
Operating temperature		Humidity	35...85 % rel. humidity, no condensation

## Environmental Product Compliance

RoHS Compliance Status	Compliant without exemption
REACH SVHC	No SVHC above 0.1 wt%

## Rated data UL

Certificate No. (cURus)	E312083
-------------------------	---------

## Control side

Rated control voltage	230 V AC	Rated current AC	6.1 mA (50 Hz), 5.2 mA (60 Hz)
Power rating	1.0...1.2VA (60HZ)	Coil resistance	16000 Ω ± 10 %
Status indicator	red LED		

## Load side

Rated switching voltage	250 V AC	Continuous current	10 A
Max. switching frequency at rated load	0.1 Hz	Inrush current	20 A / 50 ms
AC switching capacity (resistive), max.	2500 VA	DC switching capacity (resistive), max.	240 W @ 24 V
Switch-on delay	<20 ms	Switch-off delay	<20 ms
Contact type	2 CO contact (AgNi flash gold-plated)	Mechanical service life	20 x 10 <sup>6</sup> switching cycles
Min. switching power	10 mA @ 12 V, 100 mA @ 5 V		

## General data

Test button available	Yes
Version of test button	Lockable test button, Momentary test button
Mechanical switch position indicator	Yes
Colour	Transparent
UL94 flammability rating component	Component Relay cover

**Technical data**

UL94 flammability rating	V-2
Component	Relay baseplate
UL94 flammability rating	V-0
Component	Relay status indicator
UL94 flammability rating	HB
Component	Relay test button
UL94 flammability rating	HB

**Insulation coordination**

Rated voltage	250 V	Pollution severity	2
Surge voltage category	III	Clearance and creepage distances for control side - load side	≥ 5.5 mm
Dielectric strength for control side - load side	1.8 kVeff / 1 min.	Dielectric strength of neighbouring contacts	1 kVeff / 1 min
Dielectric strength of open contact	1 kVeff / 1 min	Impulse withstand voltage	6 kV (1.2/50 µs)
Protection degree	IP20		

**Further details of approvals / standards**

Certificate No. (cURus)	E312083
-------------------------	---------

**Connection data**

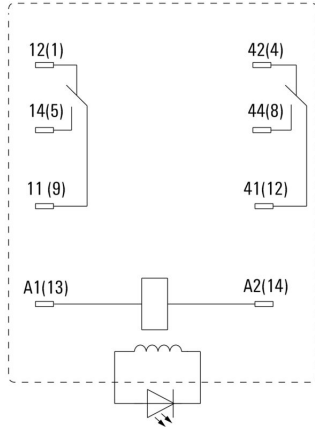
Wire connection method	Plug-in connection
------------------------	--------------------

**Classifications**

ETIM 8.0	EC001437	ETIM 9.0	EC001437
ETIM 10.0	EC001437	ECLASS 14.0	27-37-16-01
ECLASS 15.0	27-37-16-01		

Drawings

Wiring diagram



View of Pins from below

Graph



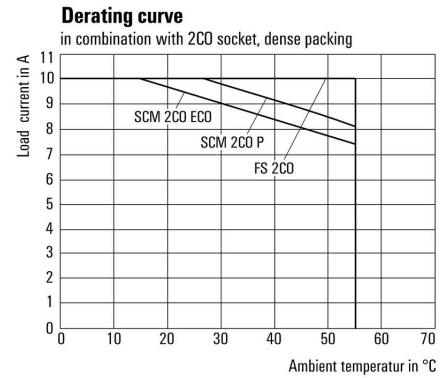
DC load limit curve Resistive load

Graph



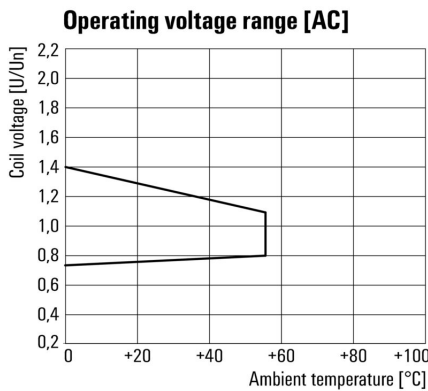
Electrical service life

Graph



Derating curve Relay in combination with base

Graph



AC operational voltage range

Dimensional drawing



**DRM270730LT**

**Weidmüller Interface GmbH & Co. KG**  
 Klingenbergstraße 26  
 D-32758 Detmold  
 Germany

**Drawings**

www.weidmueller.com

**Miscellaneous**



Type codes