

EM120-RTU-2P

Weidmüller Interface GmbH & Co. KG

Klingenbergstraße 26

D-32758 Detmold

Germany

www.weidmueller.com



Core functions of energy data acquisition

The BasicLine devices measure power characteristics of single-phase or three-phase loads.

For this purpose, basic values are provided to make the energy demand of a system transparent.

The essential values are displayed directly on the unit and communicated via a network.

Our devices are suitable either for mounting on top hat rails or in the front panel.

By focusing on core functions, the BasicLine devices have a very good cost-benefit ratio.

General ordering data

Version	Power measurement/display for 1-, 3-phase mains, use of CT, pulse output, Modbus RTU
Order No.	7760051004
Type	EM120-RTU-2P
GTIN (EAN)	6944169818202
Qty.	1 items

EM120-RTU-2P

Weidmüller Interface GmbH & Co. KG
 Klingenbergstraße 26
 D-32758 Detmold
 Germany

www.weidmueller.com

Technical data

Approvals

Approvals



ROHS Conform

Dimensions and weights

Depth	65 mm	Depth (inches)	2.5591 inch
Height	94.5 mm	Height (inches)	3.7205 inch
Width	72 mm	Width (inches)	2.8346 inch
Net weight	240 g		

Temperatures

Storage temperature	40 °C...70 °C	Operating temperature	-25 °C...55 °C
Humidity	0...95 % (no condensation)		

Environmental Product Compliance

RoHS Compliance Status	Compliant with exemption
RoHS Exemption (if applicable/known)	6c, 7a, 7cl
REACH SVHC	Lead 7439-92-1

Measuring current input

Housing main material	Plastic	Rated current	via current transformer 1 A/5 A
Current-measuring channels	3	Measuring accuracy for current	0.5 %
Max. current	5000 A		

Measuring voltage input

Low voltage network	1 phase 2 wire (L + N), 3 phase 3 wire (L1 + L2 + L3), 3 phase 4 wire (L1 + L2 + L3 + N)	Voltage type	AC
Frequency range, max.	60 Hz	Frequency range, min.	50 Hz
Measuring accuracy for voltage	0.5 %	Three-wire system	Yes
Quadrants	4	Measurement range, voltage L-L, AC	240...480 V
Measurement range, voltage L-N, AC	138...276 V	Four-wire system	Yes

Communication

Baud rate	9600/19200/38400 bit/s	Communication	Bi-directional
Parity	none, even, odd	Stop bits	1, 2
Addressing	1 - 247	Interface	RS485
Protocol	Modbus RTU		

Inputs/outputs

Input type	3 phase AC (3P, 3P +N), Secondary side of a	Digital output configurable	Yes
------------	---	-----------------------------	-----

EM120-RTU-2P

Weidmüller Interface GmbH & Co. KG
 Klingenbergstraße 26
 D-32758 Detmold
 Germany

www.weidmueller.com

Technical data

	current transformer 0-1 A or 0-5 A		
Number of digital inputs	0	Number of digital outputs	0
Number of pulse outputs	2	Temperature input	No

Measurement data recording

Update interval register	100 ms	Software	EM configuration tools
--------------------------	--------	----------	------------------------

Technical data

Display value	Voltage, current measured value, Apparent power, Reactive power, Power factor, Frequency, Import / export active power demand, Total import / export active energy, Total import / export reactive energy, Total system power demand	Version	Power measurement/ display for 1-, 3-phase mains, use of CT, pulse output,, Modbus RTU
Display	LCD	Type of mounting	DIN rail
Protection degree	IP5 1	Pollution severity	2
Rated current	via current transformer 1 A/5 A	Power factor input	1 %
Max. current	5000 A	Display monitoring (monitor)	LCD
Measurement range, voltage L-N, AC	138...276 V	Measurement range, voltage L-L, AC	240...480 V
Surge voltage category	III	Supply voltage	85...275 V AC
Three-wire system	Yes	Four-wire system	Yes
Quadrants	4	Sampling frequency 50/60 Hz	14.4 kHz
Measurement result per second	100 ms	Current-measuring channels	3
Measuring accuracy for voltage	0.5 %	Measuring accuracy for current	0.5 %
Measurement accuracy for active energy (kWh, .../5 A)	Class 0.5		

Insulation coordination

Surge voltage category	III	Pollution severity	2
------------------------	-----	--------------------	---

Connection data

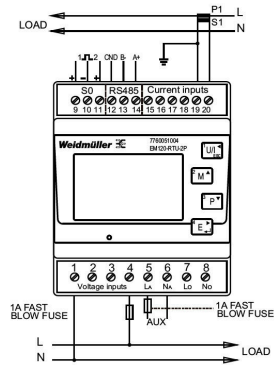
Stripping length	8 mm	Type of connection	Screw connection
Wire cross-section, solid, min.	0.5 mm ²	Wire cross-section, solid, max.	1.5 mm ²
Wire connection cross section, finely stranded, min.	0.5 mm ²	Wire connection cross section, finely stranded, max.	1.5 mm ²
Wire connection cross section, finely stranded, two clampable wires, min.	0.5 mm ²	Wire cross-section, finely stranded, two clampable wires, max.	1.5 mm ²

Classifications

ETIM 8.0	EC002301	ETIM 9.0	EC002301
ETIM 10.0	EC002301	ECLASS 14.0	27-14-23-30
ECLASS 15.0	27-14-23-30		

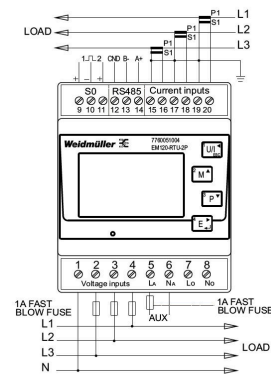
Drawings

Wiring example



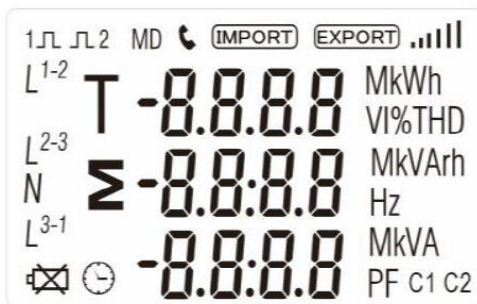
1P2W

Wiring example



3P4W

Layout



Full screen