

RCL425730

Weidmüller Interface GmbH & Co. KG
Klingenbergstraße 26
D-32758 Detmold
Germany

www.weidmueller.com

Product image

Similar to illustration

General ordering data

Version	RIDERSERIES RCL, Relay, Number of contacts: 2, CO contact AgNi gold-plated, Rated control voltage: 230 V AC, Continuous current: 8 A, Plug-in connection, Test button available: No
Order No.	4058640000
Type	RCL425730
GTIN (EAN)	4032248189403
Qty.	20 items
Delivery status	This article will no longer be available in the future.
Last order date	2026-03-31T00:00:00+02:00

RCL425730

Weidmüller Interface GmbH & Co. KG

Klingenbergstraße 26

D-32758 Detmold

Germany

www.weidmueller.com

Technical data

Approvals

Approvals



ROHS Conform

UL File Number Search [UL Website](#)

Certificate No. (cURus) E522350

Dimensions and weights

Depth	15.7 mm	Depth (inches)	0.6181 inch
Height	29 mm	Height (inches)	1.1417 inch
Width	12.7 mm	Width (inches)	0.5 inch
Net weight	17 g		

Temperatures

Storage temperature	-40 °C...85 °C	Ambient temperature	-40 °C...70 °C
Operating temperature		Humidity	40 °C / 93 % rel. humidity, no condensation

Environmental Product Compliance

RoHS Compliance Status	Compliant without exemption
REACH SVHC	No SVHC above 0.1 wt%

Rated data UL

Certificate No. (cURus) E522350

Control side

Rated control voltage	230 V AC	Rated current AC	3.2 mA
Power rating	0.75 VA	Coil resistance	32500 Ω ± 15 %
Status indicator	No		

Load side

Rated switching voltage	250 V AC	Continuous current	8 A
Max. switching frequency at rated load	0.1 Hz	Inrush current	15 A / 4 s
AC switching capacity (resistive), max.	2000 VA	DC switching capacity (resistive), max.	192 W @ 24 V
Switch-on delay	≤ 8 ms	Switch-off delay	≤ 6 ms
Contact type	2 CO contact (AgNi gold-plated)	Mechanical service life	5 x 10 ⁶ switching cycles
Min. switching power	1 mA @ 1 V		

General data

Test button available	No	Mechanical switch position indicator	No
Colour	Transparent	UL 94 flammability rating	V-2

Insulation coordination

Rated voltage	250 V	Pollution severity	2
Surge voltage category	III	Insulating material group	IIIa

Creation date 23.05.2026 01:22:33 MEZ

Catalogue status / Drawings

RCL425730

Weidmüller Interface GmbH & Co. KG
 Klingenbergstraße 26
 D-32758 Detmold
 Germany

www.weidmueller.com

Technical data

Creepage and clearance distance input → 10 mm output		Dielectric strength, Input/Output	5 kVeff / 1min
Dielectric strength of neighbouring contacts	2.5 kVeff / 1 Min.	Dielectric strength of open contact	1 kVeff / 1 min
Protection degree	IP20		

Further details of approvals / standards

Standards	IEC 61810-1, UL508	Certificate No. (CSA)	249409-2426937
Certificate No. (VDE)	40020589	Certificate No. (cURus)	E522350

Connection data

Wire connection method	Plug-in connection	Pitch in mm (P)	5.00 mm
------------------------	--------------------	-----------------	---------

Classifications

ETIM 8.0	EC001437	ETIM 9.0	EC001437
ETIM 10.0	EC001437	ECLASS 14.0	27-37-16-01
ECLASS 15.0	27-37-16-01		

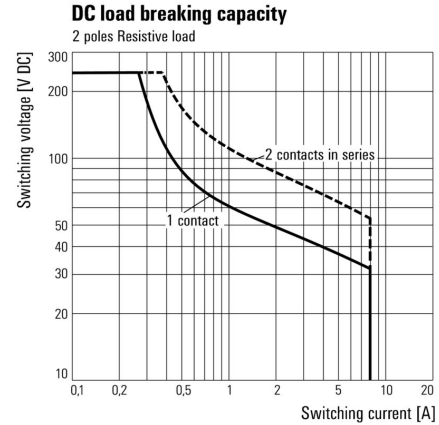
Drawings

Wiring diagram



View of Pins from below

Graph



DC load limit curve Resistive load

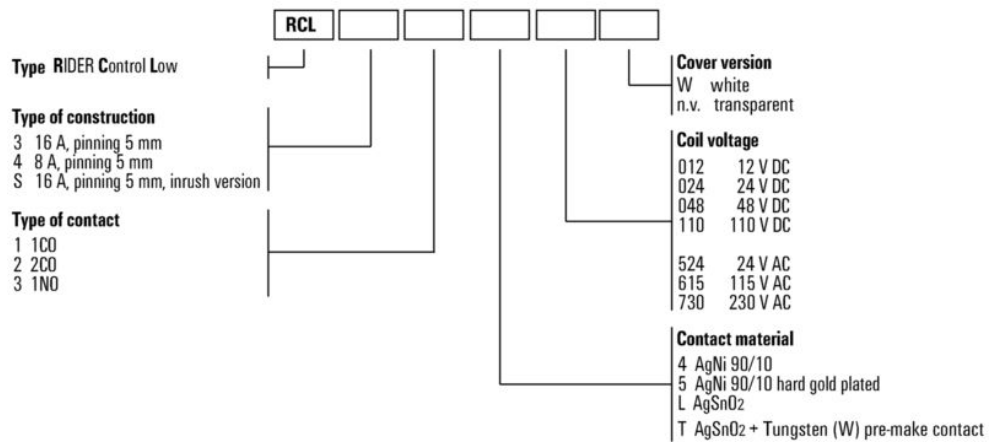
Graph



Electrical service life 250 V AC resistive load



Miscellaneous



Type codes

RCL425730

Weidmüller Interface GmbH & Co. KG

Klingenbergstraße 26


D-32758 Detmold

Germany

Counterpart

www.weidmueller.com

Sockets



Relay sockets for the RIDERSERIES RCI relays

- 1 and 2 CO contacts
- Screw and PUSH IN connection
- Standard and low heights

General ordering data

Type	SRC-I 2CO	Version
Order No.	8869490000	RIDERSERIES RCI, Relay socket, Number of contacts: 2, CO contact,
GTIN (EAN)	4032248614448	Continuous current: 8 A, Screw connection
Qty.	10 ST	
Type	SRC-I 2CO N	Version
Order No.	8869480000	RIDERSERIES RCI, Relay socket, Number of contacts: 2, CO contact,
GTIN (EAN)	4032248614431	Continuous current: 8 A, Screw connection
Qty.	10 ST	
Type	SRC-I 2CO P	Version
Order No.	8869500000	RIDERSERIES RCI, Relay socket, Number of contacts: 2, CO contact,
GTIN (EAN)	4032248614455	Continuous current: 8 A, PUSH IN
Qty.	10 ST	