

## LSF-SMT SPE 3.50/02/135 3.5SN BK TU

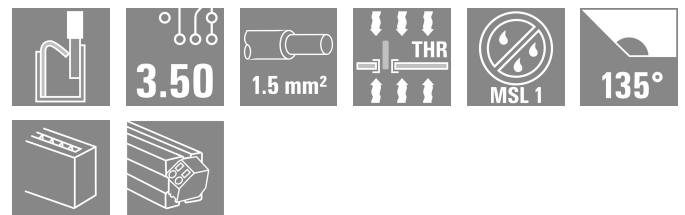
Weidmüller Interface GmbH & Co. KG

Klingenbergstraße 26

D-32758 Detmold

Germany

[www.weidmueller.com](http://www.weidmueller.com)



### Single Pair Ethernet PCB terminals

Simple and efficient SPE solutions for the PCB

Features and benefits:

- Reliable data transmission at 10 Mbit/s up to 1,000 meters
- Suitable for all IIoT devices for easy integration of field devices. The SPE PCB components are a cost-effective alternative to standardized SPE connectors
- Optionally available with PUSH IN, SNAP IN or screw connection for high contact and vibration resistance
- Error-free installation of components thanks to appropriate markings.
- The PCB terminal blocks can be used as a two-pole variant for unshielded or as a three-pole variant for shielded applications
- Thanks to the "Power over Data Line" (PoDL) function, up to 50 W can be transmitted in accordance with IEEE 802.3bu

### General ordering data

Version	Printed circuit board terminals, block assembly, closed side, THT/THR solder connection, 3.50 mm, Number of poles: 2, Solder pin length (l): 3.5 mm, tinned, black, Tube
Order No.	<a href="#">3077550000</a>
Type	LSF-SMT SPE 3.50/02/135 3.5SN BK TU
GTIN (EAN)	4099987081696
Qty.	71 items
Packaging	Tube

## LSF-SMT SPE 3.50/02/135 3.5SN BK TU

Weidmüller Interface GmbH & Co. KG  
Klingenbergstraße 26  
D-32758 Detmold  
Germany

www.weidmueller.com

## Technical data

## Approvals

ROHS	Conform
------	---------

## Dimensions and weights

Depth	12.7 mm	Depth (inches)	0.5 inch
Height	16.4 mm	Height (inches)	0.6457 inch
Height of lowest version	8.5 mm	Width	7.7 mm
Width (inches)	0.3031 inch	Net weight	3 g

## Temperatures

Continuous operating temp., max.	120 °C
----------------------------------	--------

## Environmental Product Compliance

RoHS Compliance Status	Compliant without exemption
REACH SVHC	No SVHC above 0.1 wt%

## System specifications

Number of poles	2	
Solder pin length (l)	3.5 mm	
Mounting onto the PCB	THT/THR solder connection	
Pitch in inches (P)	0.138 "	
Side termination, characteristic	closed side	
Solder eyelet hole diameter tolerance (D)	+ 0,1 mm	
Transmission rate	10 / 100 Mbps	
Number of solder pins per pole	2	
Solder eyelet hole diameter (D)	1.1 mm	
Category	T1-B	
Pitch in mm (P)	3.50 mm	
Protection degree	IP20	
Performance-Category	T1-B 10 / 100 Mbps	
Soldering process	Reflow soldering, Manual soldering, Wave soldering	
Solder pin dimensions	0.35 x 0.8 mm	
Solder pin length tolerance	Lower tolerance with prefix (reveals minimum)	-0.3
	Upper tolerance with prefix (reveals maximum)	+0.1
	Tolerance, unit	mm
Solder pin length tolerance	+0.1 / -0.3 mm	
Solder pin dimensions = d tolerance	Lower tolerance with prefix (reveals minimum)	-0.1
	Upper tolerance with prefix (reveals maximum)	0
	Tolerance, unit	mm

## Electrical properties

Volume resistance	1.60 mΩ
-------------------	---------

## Material data

Insulating material	LCP GF	Colour	black
Colour chart (similar)	RAL 9011	Insulating material group	IIIa
Comparative Tracking Index (CTI)	≥ 175	Moisture Level (MSL)	1
UL 94 flammability rating	V-0	Contact material	Copper alloy
Contact surface	tinned	Layer structure of solder connection	4...6 μm Sn matt
Storage temperature, min.	-40 °C	Storage temperature, max.	70 °C

**LSF-SMT SPE 3.50/02/135 3.5SN BK TU**

**Weidmüller Interface GmbH & Co. KG**  
Klingenbergstraße 26  
D-32758 Detmold  
Germany

[www.weidmueller.com](http://www.weidmueller.com)

**Technical data**

Operating temperature, min.	-50 °C	Operating temperature, max.	120 °C
Temperature range, installation, min.	-30 °C	Temperature range, installation, max.	120 °C

**Packing**

Packaging	Tube	VPE length	554.00 mm
VPE width	21.00 mm	VPE height	17.00 mm
Surface resistance	Rs = 109 - 1012 Ω		

**Important note**

Notes

**Classifications**

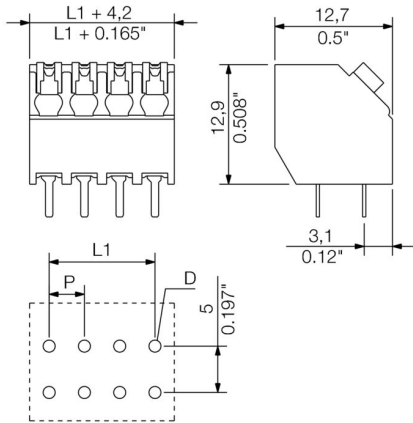
ETIM 8.0	EC002643	ETIM 9.0	EC002643
ETIM 10.0	EC002643	ECLASS 14.0	27-46-01-01
ECLASS 15.0	27-46-01-01		

LSF-SMT SPE 3.50/02/135 3.5SN BK TU

Weidmüller Interface GmbH & Co. KG  
 Klingenbergstraße 26  
 D-32758 Detmold  
 Germany

www.weidmueller.com

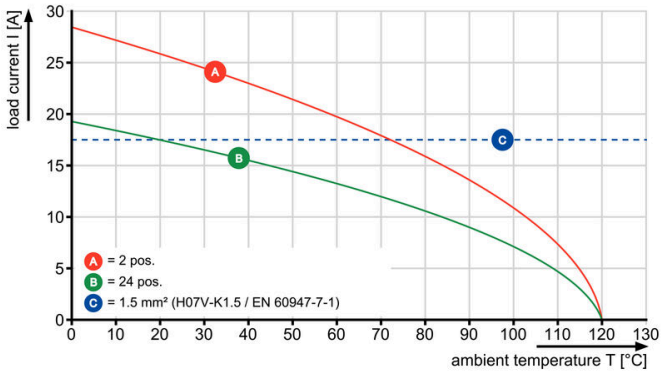
Drawings



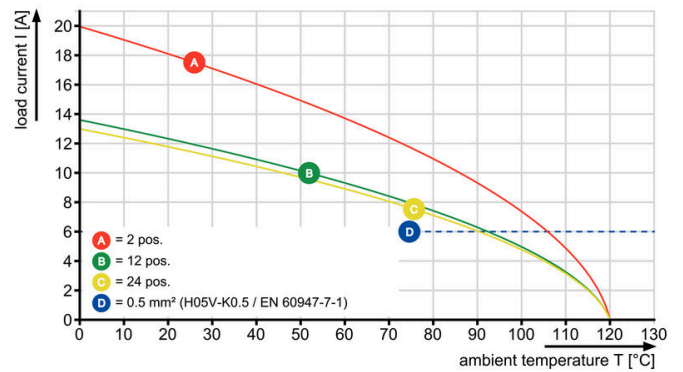
LSF-SMT 3.5/./135 1.5



LSF-SMT 3.5/./135 1.5



LSF-SMT 3.5/./135 3.5



LSF-SMT 3.5/./135 3.5

