


CRM20730TL**Weidmüller Interface GmbH & Co. KG**

Klingenbergstraße 26

D-32758 Detmold

Germany

www.weidmueller.com



Similar to illustration

Individual relays within the CUBESERIES CRM

- Control voltages from 12 - 110 V DC and 24 - 230V AC
- 2 CO contact (12 A)
- With test buttons with colour coding (AC coil: orange)
- Integrated green status LED
- With mechanical status indicator

General ordering data

Version	CUBESERIES, Relay, Number of contacts: 2, CO contact AgNi, Rated control voltage: 230 V AC, Continuous current: 12 A, Plug-in connection, Test button available: Yes
Order No.	3052920000
Type	CRM20730TL
GTIN (EAN)	4099987022736
Qty.	10 items

Technical data

Approvals

Approvals



ROHS Conform

UL File Number Search [UL Website](#)

Certificate No. (cURus) E223474

Dimensions and weights

Depth	35.5 mm	Depth (inches)	1.3976 inch
Height	27.4 mm	Height (inches)	1.0787 inch
Width	21 mm	Width (inches)	0.8268 inch
Net weight	31.3 g		

Temperatures

Storage temperature	-40 °C...85 °C	Ambient temperature	-40 °C...55 °C
Operating temperature		Humidity	25 °C / 95 % rel. humidity, no condensation

Environmental Product Compliance

RoHS Compliance Status	Compliant without exemption
REACH SVHC	No SVHC above 0.1 wt%

Rated data UL

Certificate No. (cURus)	E223474
-------------------------	---------

Control side

Rated control voltage	230 V AC	Rated current AC	7.1 mA
Power rating	1.63 VA	Coil resistance	16100 Ω ± 10 %
Status indicator	Green LED		

Load side

Rated switching voltage	250 V AC	Continuous current	12 A
Max. switching frequency at rated load	0.1 Hz	Max. switching voltage, AC	250 V
Max. switching voltage, DC	250 V	AC switching capacity (resistive), max.	3000
DC switching capacity (resistive), max.	288 W @ 24 V	Switch-on delay	≤ 20 ms
Switch-off delay	≤ 12 ms	Contact type	2 CO contact (AgNi)
Mechanical service life	2 x 10 ⁷ switching cycles	Min. switching power	10 mA @ 12 V, 100 mA @ 5 V

General data

Operating altitude	≤ 2000 m, above sea level	Test button available	Yes
Version of test button	Lockable test button, Momentary test button	Mechanical switch position indicator	Yes
Colour	Transparent	UL 94 flammability rating	V-2

Technical data

Insulation coordination

Rated voltage	250 V	Pollution severity	3
Surge voltage category	III	Dielectric strength for control side - load side	2.5 kVeff/ 1 min
Dielectric strength of neighbouring contacts	2.5 kVeff/ 1 min	Dielectric strength of open contact	1.5 kVeff /1 min.
Impulse withstand voltage	4 kV (1.2/50 µs)	Protection degree	IP40

Further details of approvals / standards

Certificate No. (CSA)	607178-80219312	Certificate No. (VDE)	40059812
Certificate No. (cURus)	E223474		

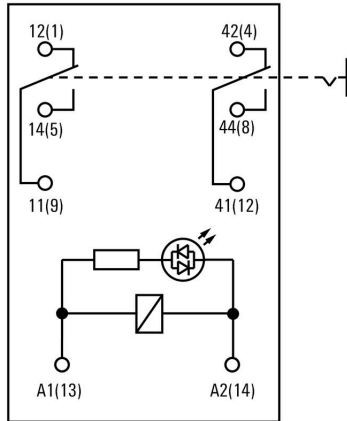
Connection data

Wire connection method	Plug-in connection	Pitch in mm (P)	5.00 mm
------------------------	--------------------	-----------------	---------

Classifications

ETIM 8.0	EC001437	ETIM 9.0	EC001437
ETIM 10.0	EC001437	ECLASS 14.0	27-37-16-01
ECLASS 15.0	27-37-16-01		

Connection diagram



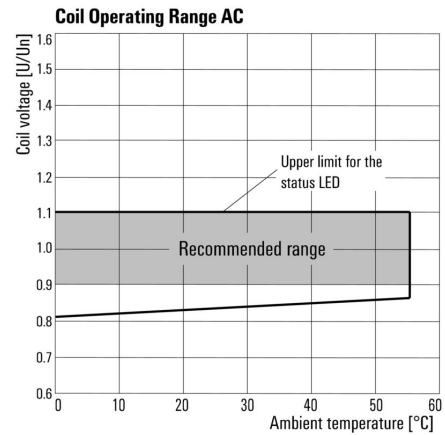
Graph



Graph



Graph



Dimensional drawing



Miscellaneous

Type code CUBESERIES relay versions



Type codes