

CRI20524T**Weidmüller Interface GmbH & Co. KG**

Klingenbergstraße 26

D-32758 Detmold

Germany

www.weidmueller.com



Similar to illustration

Individual relays within the CUBESERIES CRI with test

button Individual relays within the CUBESERIES CRI

- Control voltages from 12 - 110 V DC and 24 - 230V AC
- 2 CO contacts (8A)
- With test buttons with colour coding (AC coil: orange, DC coil: blue)
- With mechanical status indicator

General ordering data

Version	CUBESERIES, Relay, Number of contacts: 2, CO contact AgNi, Rated control voltage: 24 V AC, Continuous current: 8 A, Plug-in connection, Test button available: Yes
Order No.	3052540000
Type	CRI20524T
GTIN (EAN)	4099987022378
Qty.	10 items

CRI20524T

Weidmüller Interface GmbH & Co. KG

Klingenbergstraße 26

D-32758 Detmold

Germany

www.weidmueller.com

Technical data

Approvals

Approvals



ROHS Conform

UL File Number Search [UL Website](#)

Certificate No. (cURus) E223474

Dimensions and weights

Depth	25.5 mm	Depth (inches)	1.0039 inch
Height	29 mm	Height (inches)	1.1417 inch
Width	13 mm	Width (inches)	0.5118 inch
Net weight	15 g		

Temperatures

Storage temperature	-40 °C...70 °C	Ambient temperature	-40 °C...70 °C
Operating temperature		Humidity	35...85 % RH (at ambient temperature)

Environmental Product Compliance

RoHS Compliance Status	Compliant with exemption
RoHS Exemption (if applicable/known)	7cl
REACH SVHC	No SVHC above 0.1 wt%

Rated data UL

Certificate No. (cURus) E223474

Control side

Rated control voltage	24 V AC	Rated current AC	31.3 mA
Power rating	0.75 VA	Coil resistance	350 Ω ± 10 %
Status indicator	No		

Load side

Rated switching voltage	250 V AC	Continuous current	8 A
Max. switching frequency at rated load	0.1 Hz	Max. switching voltage, AC	250 V
Max. switching voltage, DC	250 V	Inrush current	12 A / 20 ms
AC switching capacity (resistive), max.	2000 VA	DC switching capacity (resistive), max.	192 W @ 24 V
Switch-on delay	≤ 20 ms	Switch-off delay	≤ 16 ms
Contact type	2 CO contact (AgNi)	Mechanical service life	1 x 10 ⁶ switching cycles
Min. switching power	10 mA @ 12 V, 100 mA @ 5 V		

General data

Operating altitude	≤ 2000 m, above sea level	Test button available	Yes
Version of test button	Lockable test button, Momentary test button	Mechanical switch position indicator	Yes
Colour	Transparent	UL 94 flammability rating	V-2

Technical data

Insulation coordination

Rated voltage	250 V	Pollution severity	3
Surge voltage category	III	Insulating material group	IIIa
Clearance and creepage distances for control side - load side	≥ 8 mm	Dielectric strength for control side - load side	5 kVeff / 1 min
Dielectric strength of neighbouring contacts	2.5 kVeff / 1 Min.	Dielectric strength of open contact	1 kVeff / 1 min
Impulse withstand voltage	6 kV (1.2/50 µs)	Impulse withstand voltage at neighbouring contacts	4 kV (1.2/50 µs)

Further details of approvals / standards

Certificate No. (CSA)	607226-80220633	Certificate No. (VDE)	40057912
Certificate No. (cURus)	E223474		

Connection data

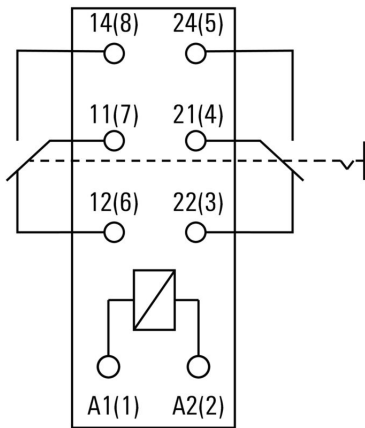
Wire connection method	Plug-in connection	Pitch in mm (P)	5.00 mm
------------------------	--------------------	-----------------	---------

Classifications

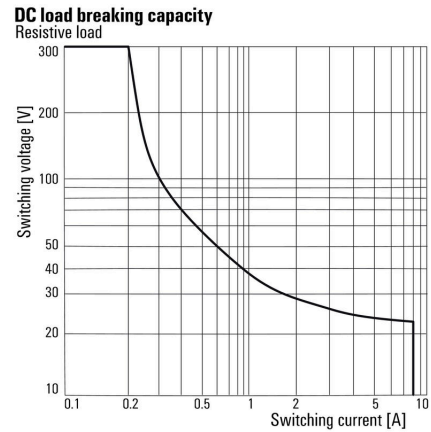
ETIM 8.0	EC001437	ETIM 9.0	EC001437
ETIM 10.0	EC001437	ECLASS 14.0	27-37-16-01
ECLASS 15.0	27-37-16-01		

Drawings

Connection diagram



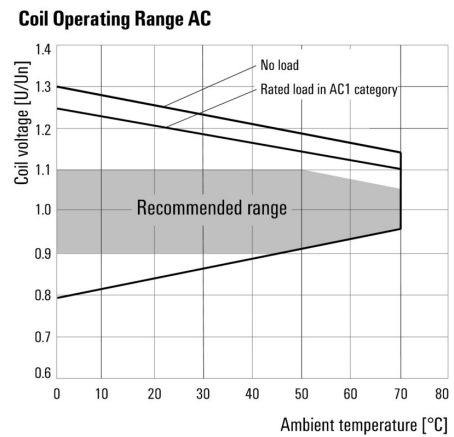
Graph



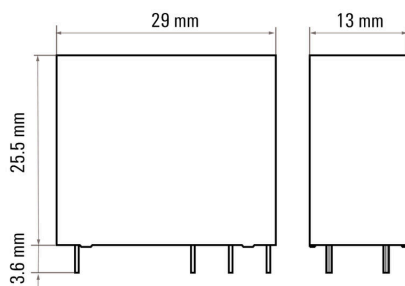
Graph



Graph



Dimensional drawing



Miscellaneous

Type code CUBESERIES relay versions



Type codes