


**SL3C 10 BL****Weidmüller Interface GmbH & Co. KG**

Klingenbergstraße 26

D-32758 Detmold

Germany

[www.weidmueller.com](http://www.weidmueller.com)

To feed through power, signal, and data is the classical requirement in electrical engineering and panel building. The insulating material, the connection system and the design of the terminal blocks are the differentiating features. A feed-through terminal block is suitable for joining and/or connecting one or more conductors. They could have one or more connection levels that are on the same potential or insulated against one another.

**General ordering data**

Version	Feed-through terminal block, SNAP IN, blue, 10 mm², 57 A, 1000 V, Number of connections: 3
Order No.	<a href="#">3037540000</a>
Type	SL3C 10 BL
GTIN (EAN)	4099987000352
Qty.	50 items

## SL3C 10 BL

**Weidmüller Interface GmbH & Co. KG**  
 Klingenbergstraße 26  
 D-32758 Detmold  
 Germany

www.weidmueller.com

## Technical data

## Approvals

Approvals



ROHS Conform

UL File Number Search [UL Website](#)

Certificate No. (cURus) E60693

## Dimensions and weights

Depth	68.5 mm	Depth (inches)	2.6968 inch
Depth including DIN rail	77.5 mm	Height	89.1 mm
Height (inches)	3.5079 inch	Width	10.2 mm
Width (inches)	0.4016 inch	Net weight	41.11 g

## Temperatures

Storage temperature	-25 °C...60 °C	Ambient temperature	-5 °C...110 °C
Continuous operating temp., min.	-60 °C	Continuous operating temp., max.	130 °C

## Environmental Product Compliance

RoHS Compliance Status	Compliant without exemption
REACH SVHC	No SVHC above 0.1 wt%

## Material data

Basic material	Wemid	Colour	blue
Colour of operational elements	green	UL 94 flammability rating	V-0

## System specifications

End cover plate required	Yes	Number of potentials	1
Number of levels	1	Number of clamping points per level	3
Number of potentials per tier	1	Levels cross-connected internally	No
PE connection	No	Mounting rail	TS 35
N-function	No	PE function	No
PEN function	No		

## Additional technical data

Open sides	right	Type of fixing	Snap-on
Explosion-tested version	No	Type of mounting	TS 35

## CSA rating data

Wire cross section max. (CSA)	6 AWG	Voltage size C (CSA)	600 V
Current size C (CSA)	55 A	Certificate No. (CSA)	1256475-213329
Voltage size B (CSA)	600 V	Current size B (CSA)	55 A
Wire cross section min. (CSA)	12 AWG		

## Conductors for clamping (additional connection)

Connection type, additional connection SNAP IN

## SL3C 10 BL

Weidmüller Interface GmbH &amp; Co. KG

Klingenbergstraße 26

D-32758 Detmold

Germany

www.weidmueller.com

## Technical data

## Conductors for clamping (rated connection)

Gauge to IEC 60947-1	A6	Wire connection cross section AWG, max.	AWG 6
Connection direction	on side	Stripping length	18 mm
Type of connection	SNAP IN	Number of connections	3
Clamping range, max.	16 mm <sup>2</sup>	Clamping range, min.	1.5 mm <sup>2</sup>
Blade size	1.0 x 5.5 mm	Wire connection cross section AWG, min.	AWG 14
Wire connection cross-section, finely stranded with wire-end ferrules DIN 46228/4, max.	10 mm <sup>2</sup>	Wire connection cross-section, finely stranded with wire-end ferrules DIN 46228/4, min.	2.5 mm <sup>2</sup>
Wire connection cross-section, finely stranded with wire-end ferrules DIN 46228/1, max.	10 mm <sup>2</sup>	Wire connection cross-section, finely stranded with wire-end ferrules DIN 46228/1, min.	2.5 mm <sup>2</sup>
Wire connection cross section, finely stranded, max.	16 mm <sup>2</sup>	Wire connection cross section, finely stranded, min.	2.5 mm <sup>2</sup>
Connection cross-section, stranded, max.	16 mm <sup>2</sup>	Connection cross-section, stranded, min.	1.5 mm <sup>2</sup>
Twin wire-end ferrules, max.	6 mm <sup>2</sup>	Twin wire-end ferrules, min.	1.5 mm <sup>2</sup>
Wire connection cross-section, solid core, max.	16 mm <sup>2</sup>	Wire connection cross-section, solid core, min.	1.5 mm <sup>2</sup>
Connection cross-section, finely stranded, min.	1.5 mm <sup>2</sup>		

## General

Wire connection cross section AWG, max.	AWG 6	Wire connection cross section AWG, min.	AWG 14
Standards	IEC 60947-7-1	Mounting rail	TS 35

## Rating data

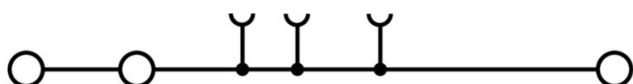
Rated cross-section	10 mm <sup>2</sup>	Rated voltage	1000 V
Rated voltage to adjoining terminal	1000 V	Rated DC voltage	1000 V
Nominal current	57 A	Current at maximum wires	57 A
Standards	IEC 60947-7-1	Volume resistance according to IEC 60947-7-x	0.56 mΩ
Rated impulse withstand voltage	8 kV	Power loss in accordance with IEC 60947-7-x	1.82 mW
Surge voltage category	III	Pollution severity	3

## UL rating data

Voltage size B (cURus)	600 V	Wire cross section max. (cURus)	6 AWG
Certificate No. (cURus)	E60693	Wire cross section min. (cURus)	12 AWG
Current size B (cURus)	55 A	Current size C (cURus)	55 A

## Classifications

ETIM 8.0	EC000897	ETIM 9.0	EC000897
ETIM 10.0	EC000897	ECLASS 14.0	27-25-01-01
ECLASS 15.0	27-25-01-01		



## SL3C 10 BL

Weidmüller Interface GmbH &amp; Co. KG

Klingenbergstraße 26

D-32758 Detmold

Germany

www.weidmueller.com

## Accessories

## Cross-connections




The distribution or multiplication of a potential to adjoining terminal blocks is realized via a cross-connection. Additional wiring effort can be easily avoided. Even if the poles are broken out, contact reliability in the terminal blocks is still ensured. Our portfolio offers pluggable and screwable cross-connection systems for modular terminal blocks.

## General ordering data

Type	ZQV 10N/2	Version
Order No.	<a href="#">2497250000</a>	Cross-connector (terminal), Plugged, orange, 57 A, Number of poles:
GTIN (EAN)	4050118509144	2, Pitch in mm (P): 10.00, Insulated: Yes, Width: 17.8 mm
Qty.	25 ST	

## End bracket



Weidmüller's range of products includes end brackets that guarantee a permanent, reliable mounting on the terminal rail and prevent sliding. Versions with and without screws are available. The end brackets include marking options, also for group markers, and also a test plug holder.

## General ordering data

Type	AEB 35 SC/1	Version
Order No.	<a href="#">1991920000</a>	A-series, End bracket
GTIN (EAN)	4050118376722	
Qty.	50 ST	
Type	AEB 35 SC/1 BK	Version
Order No.	<a href="#">2475310000</a>	A-series, End bracket
GTIN (EAN)	4050118487114	
Qty.	50 ST	
Type	AEB 35 SC/1 RM	Version
Order No.	<a href="#">3112300000</a>	A-series, End bracket
GTIN (EAN)	4099987196413	
Qty.	50 ST	
Type	AEB 35 SCL/1 RM	Version
Order No.	<a href="#">3112310000</a>	A-series, End bracket
GTIN (EAN)	4099987196420	
Qty.	20 ST	
Type	AEB 35 SCL/1 V0	Version
Order No.	<a href="#">2661280000</a>	A-series, End bracket
GTIN (EAN)	4050118702163	
Qty.	20 ST	

## SL3C 10 BL

Weidmüller Interface GmbH &amp; Co. KG

Klingenbergstraße 26

D-32758 Detmold

Germany

www.weidmueller.com

## Accessories

Type	AEB 35 SCL/1 V0 BK	Version
Order No.	<a href="#">2661300000</a>	A-series, End bracket
GTIN (EAN)	4050118702187	
Qty.	20 ST	
Type	AEB 35 SCL/1 V0 GY	Version
Order No.	<a href="#">2661290000</a>	A-series, End bracket
GTIN (EAN)	4050118702170	
Qty.	20 ST	

## End plates and partition plates



Partition plates and end plates are essential accessories for terminal blocks. Partition plates provide optical and electrical separation of different potentials and functional groups, increasing safety and ensuring a clear structure inside the control cabinet. End plates close the terminal block row on the sides, protect against contact with live parts, and ensure a clean, stable finish. Both components are precisely matched to the respective Weidmüller terminal block series, contributing to safe, compliant, and professional wiring.

## General ordering data

Type	SLEP 3C 10	Version
Order No.	<a href="#">3037670000</a>	End plate for terminals, dark beige, Height: 89.1 mm, Width: 2.2 mm,
GTIN (EAN)	4099987000444	V-0, Wemid, Snap-on: Yes
Qty.	50 ST	

## Blank



The Dekafix (DEK) marker is the universal marker for all conductor and plug-in connectors as well as for electronic sub-assemblies. The system is ideal for short number sequences and covers a wide range of ready-printed markers.

Strips for fast installation in only one work step. The printing is easy to read, rich in contrast and available in various widths.

- Large range of ready-to-use markers
  - Strips for fast installation
  - Terminal markers, suitable for all Weidmüller cable connectors
  - Available as blank MultiCard or with standard printing
- For custom printing: Please send us a file of our labeling software M-Print PRO or M-Print PRO Online (without installation) for your labeling specifications.

## General ordering data

Type	DEK 5/8 MC NE WS	Version
Order No.	<a href="#">1856740000</a>	Dekafix, Terminal marker, 5 x 8 mm, Pitch in mm (P): 8.00
GTIN (EAN)	4032248400850	Weidmueller, white
Qty.	800 ST	

## SL3C 10 BL

Weidmüller Interface GmbH &amp; Co. KG

Klingenbergstraße 26

D-32758 Detmold

Germany

www.weidmueller.com

## Accessories

## Custom printing



The Dekafix (DEK) marker is the universal marker for all conductor and plug-in connectors as well as for electronic sub-assemblies. The system is ideal for short number sequences and covers a wide range of ready-printed markers.

Strips for fast installation in only one work step. The printing is easy to read, rich in contrast and available in various widths.

- Large range of ready-to-use markers
- Strips for fast installation
- Terminal markers, suitable for all Weidmüller cable connectors
- Available as blank MultiCard or with standard printing

For custom printing: Please send us a file of our labeling software M-Print PRO or M-Print PRO Online (without installation) for your labeling specifications.

## General ordering data

Type	DEK 5/8 MC SDR	Version
Order No.	<a href="#">1856750000</a>	Dekafix, Terminal marker, 5 x 8 mm, Pitch in mm (P): 8.00
GTIN (EAN)	4032248400867	Weidmueller, To customer specification
Qty.	160 ST	
Type	DEK 5/8 PLUS MC SDR	Version
Order No.	<a href="#">1046370000</a>	Dekafix, Terminal marker, 5 x 8 mm, Pitch in mm (P): 8.00
GTIN (EAN)	4032248782079	Weidmueller, To customer specification
Qty.	160 ST	

## Plus



The Dekafix (DEK) marker is the universal marker for all conductor and plug-in connectors as well as for electronic sub-assemblies. The system is ideal for short number sequences and covers a wide range of ready-printed markers.

Strips for fast installation in only one work step. The printing is easy to read, rich in contrast and available in various widths.

- Large range of ready-to-use markers
- Strips for fast installation
- Terminal markers, suitable for all Weidmüller cable connectors
- Available as blank MultiCard or with standard printing

For custom printing: Please send us a file of our labeling software M-Print PRO or M-Print PRO Online (without installation) for your labeling specifications.

## General ordering data

Type	DEK 5/8 PLUS MC NE WS	Version
Order No.	<a href="#">1046350000</a>	Dekafix, Terminal marker, 5 x 8 mm, Pitch in mm (P): 8.00
GTIN (EAN)	4032248782055	Weidmueller, white
Qty.	800 ST	

## SL3C 10 BL

Weidmüller Interface GmbH &amp; Co. KG

Klingenbergstraße 26

D-32758 Detmold

Germany

www.weidmueller.com

## Accessories

## DEK 5/8



## WS/ DEK

MultiMark terminal markers use an innovative composite material made from two components. The hard base contour of the marker snaps securely into the connector. The elastic surface finish makes the marker easy to mount. This specially punched material enables the strips to be stretched to accommodate the slight variations in spacing that tend to add up, especially with long terminal blocks. Another advantage: the excellent printability of the surface material guarantees durable and wear-resistant labelling. A print resolution of 300 dpi also produces a very legible script.

Your benefits with MultiMark

- Firm hold and durable printing
- Continuous strips save installation time
- Easy mounting thanks to an innovative composite material
- Large label field for optimal legibility
- High flexibility thanks to manufacturer independence

## General ordering data

Type	DEK 5/8 MM WS	Version
Order No.	<a href="#">2007130000</a>	Dekafix, Terminal marker, 5 x 8 mm, Weidmueller, white
GTIN (EAN)	4050118392012	
Qty.	500 ST	

## WS 8/8



## WS/ DEK

MultiMark terminal markers use an innovative composite material made from two components. The hard base contour of the marker snaps securely into the connector. The elastic surface finish makes the marker easy to mount. This specially punched material enables the strips to be stretched to accommodate the slight variations in spacing that tend to add up, especially with long terminal blocks. Another advantage: the excellent printability of the surface material guarantees durable and wear-resistant labelling. A print resolution of 300 dpi also produces a very legible script.

Your benefits with MultiMark

- Firm hold and durable printing
- Continuous strips save installation time
- Easy mounting thanks to an innovative composite material
- Large label field for optimal legibility
- High flexibility thanks to manufacturer independence

## General ordering data

Type	WS-A 8/8 MM WS	Version
Order No.	<a href="#">2448930000</a>	WS, Terminal marker, 8 x 8.1 mm, Weidmueller, white
GTIN (EAN)	4050118462982	
Qty.	500 ST	



**SL3C 10 BL****Weidmüller Interface GmbH & Co. KG**

Klingenbergstraße 26

D-32758 Detmold

Germany

[www.weidmueller.com](http://www.weidmueller.com)**Accessories****Testadapter and testsockets**

Test adapters and test plugs are used for the electrical connection between terminal blocks and the test equipment. In this way, an electrical contact can be established in the wired state and measurements can be done easily.

**General ordering data**

Type	FZS 2/4 RT/80 SAKT4	Version
Order No.	<a href="#">1276300000</a>	Plug (terminal), Plug-in connection, 2 mm <sup>2</sup> , Number of connections: 2,
GTIN (EAN)	4008190026080	Number of poles: 1, Width: 9 mm
Qty.	20 ST	