

## VPU AC I F 3 275/25

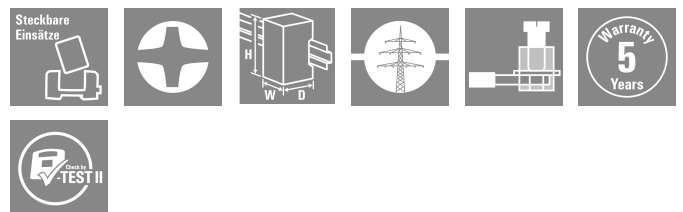
**Weidmüller Interface GmbH & Co. KG**

Klingenbergstraße 26

D-32758 Detmold

Germany

[www.weidmueller.com](http://www.weidmueller.com)



Weidmüller VPU I (Type I), VPU II (Type II) and VPU III (Type III) surge protection products effectively reduce the interference coupling that can occur due to transient surge voltages, even significantly below the limits prescribed by insulation co-ordination according to EN 60664-3 / DIN VDE 0110-3. This means that the whole installation is exposed to fewer malfunctions. The arresters are co-ordinated using technical means. This means that decoupling between Types I, II and III is unnecessary. The arresters are tested according to product standard IEC 61643-11 / DIN EN 61643-11 and can be installed in systems according to IEC 61643-12 / VDE 0675-6-12 and IEC 62305-4 / VDE 0185-4. This lightning and surge protection device is suited for installation in power supply systems. Weidmüller offers different products depending on the particular mains network type and voltage level. The VPU AC I F series is characterised by a fuse integrated in the arrester. These arresters do not require a fuse.

### General ordering data

Version	Surge voltage arrester, Low voltage, Surge protection, TN-C
Order No.	<a href="#">3022890000</a>
Type	VPU AC I F 3 275/25
GTIN (EAN)	4099986942172
Qty.	1 items

## VPU AC I F 3 275/25

Weidmüller Interface GmbH &amp; Co. KG

Klingenbergstraße 26

D-32758 Detmold

Germany

www.weidmueller.com

## Technical data

## Approvals

Approvals



ROHS Conform

## Dimensions and weights

Depth	86 mm	Depth (inches)	3.3858 inch
Height	90 mm	Height (inches)	3.5433 inch
Width	108 mm	Width (inches)	4.252 inch
Net weight	825 g		

## Temperatures

Storage temperature	-40 °C...85 °C	Operating temperature	-40 °C...85 °C
Humidity	5 - 95% rel. humidity		

## Environmental Product Compliance

RoHS Compliance Status	Compliant without exemption
REACH SVHC	No SVHC above 0.1 wt%

## General data

Optical function display	green = OK; red = arrester is defective - replace	Version	Surge protection
Design	Installation housing; 6 TE, Insta IP 20	UL 94 flammability rating	V-0
Colour	black, orange	Suitable for	Count-in installation (leakage current free)
Protection degree	IP20 in installed state	Mounting rail	TS 35
Operating altitude	≤ 2000 m		

## Insulation coordination acc. to EN 50178

Surge voltage category	III	Pollution severity	2
------------------------	-----	--------------------	---

## Rated data IEC / EN

Number of poles	3	Signalling contact	No
Rated voltage (AC)	230 V	Low voltage network	TN-C
Voltage type	AC	Temporary surge voltage (over-voltage) - TOV	442 V
Response time / fallback time	<100 ns	Frequency range, max.	60 Hz
Frequency range, min.	50 Hz	Suitable for	Count-in installation (leakage current free)
Standards	IEC 61643-11, EN 61643-11	Lightning test current limp (10/350 µs) (L-PE)	25 kA
Requirements class, acc. to EN 61643-11	T1, T2, T3	Requirements category acc. to IEC 61643-11	Type I, Type II, Type III
Max. continuous voltage, U <sub>c</sub> (AC)	275 V	Mains voltage	230 V / 400 V
Energy coordination (≤10 m)	Type I, Type II, Type III	Discharge current I <sub>n</sub> (8/20µs) wire-PE	25 kA
Discharge current I <sub>max</sub> (8/20µs) wire-PE	65 kA	Protection level U <sub>p</sub> at IN (L/N-PE)	≤ 1.9 kV

## VPU AC I F 3 275/25

**Weidmüller Interface GmbH & Co. KG**  
 Klingenbergstraße 26  
 D-32758 Detmold  
 Germany

www.weidmueller.com

## Technical data

Short-circuit current rating ISCCR	100 kA	Follow-on current extinguishing capability I <sub>fi</sub>	Not available due for technical reasons
Integrated back-up fuse	Yes		

### Connection data

Stripping length	18 mm	Wire connection method	Screw connection
Stripping length, rated connection	18 mm	Tightening torque, min.	3 Nm
Tightening torque, max.	4.5 Nm	Clamping range, rated connection	16 mm <sup>2</sup>
Clamping range, min.	1.5 mm <sup>2</sup>	Clamping range, max.	35 mm <sup>2</sup>
Wire cross-section, solid, min.	1.5 mm <sup>2</sup>	Wire cross-section, solid, max.	35 mm <sup>2</sup>
Wire connection cross section, finely stranded, min.	1.5 mm <sup>2</sup>	Wire connection cross section, finely stranded, max.	25 mm <sup>2</sup>
Connection cross-section, stranded, min.	1.5 mm <sup>2</sup>	Connection cross-section, stranded, max.	35 mm <sup>2</sup>

### Electrical data

Voltage type	AC
--------------	----

### General data

Number of poles	3	Protection degree	IP20 in installed state
Colour	black, orange		

### Guarantee

Time interval	5 years
---------------	---------

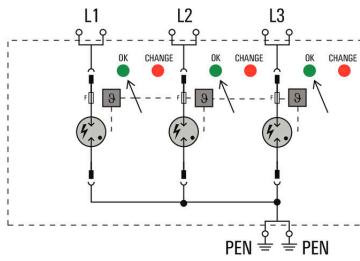
### Important note

Product information	If F1 > 315A gG, then the integrated backup fuse always operates before F1
---------------------	--

### Classifications

ETIM 8.0	EC001457	ETIM 9.0	EC001457
ETIM 10.0	EC001457	ECLASS 14.0	27-17-12-04
ECLASS 15.0	27-17-12-04		

Drawings



## VPU AC I F 3 275/25

Weidmüller Interface GmbH &amp; Co. KG

Klingenbergstraße 26

D-32758 Detmold

Germany

www.weidmueller.com

## Accessories

## Crosshead screwdriver Phillips



VDE insulated crosshead screwdriver, for Phillips screws, SDIK PH DIN 7438, ISO 8764/2-PH, output to ISO 8764-PH, SoftFinish grip

## General ordering data

Type	SDIK PH1 X 80	Version	
Order No.	<a href="#">2749890000</a>	Screwdriver, Blade width (B): 1 mm, 80 mm, Blade thickness (A): 1	
GTIN (EAN)	4050118897098		
Qty.	1 ST		

## Slotted screwdriver



VDE insulated slot-head screwdriver, SDI DIN 7437, ISO 2380/2, drive output acc. to DIN 5264, ISO 2380/1. SoftFinish grip

## General ordering data

Type	SDIS 1.0X5.5X125	Version	
Order No.	<a href="#">2749850000</a>	Screwdriver, Blade width (B): 5.5 mm, Blade length: 125 mm, Blade thickness (A): 1 mm	
GTIN (EAN)	4050118897050		
Qty.	1 ST		

## Blank



ESG is the tried-and-tested marker in MultiCard format for use on many well-known electrical devices. The result is high-quality device marking with a high-contrast appearance.

Various types are available for devices from manufacturers like Siemens, ABB, Beckhoff etc.

Advantages at a glance:

- Tags for universal usage, self-adhesive or clip-on tags, depending on type
- For aligned equipment, e.g. circuit breakers, we supply ESG markers for clipping onto tag rails
- Individual laser-quality printing according to specifications

For custom printing: Please send us a file of our labeling software M-Print PRO or M-Print PRO Online (without installation) for your labeling specifications.

## VPU AC I F 3 275/25

**Weidmüller Interface GmbH & Co. KG**  
 Klingenbergstraße 26  
 D-32758 Detmold  
 Germany


www.weidmueller.com

## Accessories

### General ordering data

Type	ESG 6/15 K MC NE WS	Version	
Order No.	<a href="#">1880100000</a>	ESG, Device markers x 15 mm, PA 66, Colour: white, Self-adhesive	
GTIN (EAN)	4032248478781		
Qty.	200 ST		

### VPU Busbar



### General ordering data

Type	VPU AC FB 16-2	Version	
Order No.	<a href="#">2904360000</a>		
GTIN (EAN)	4099986009769		
Qty.	10 ST		
Type	VPU AC FB 16-3	Version	
Order No.	<a href="#">2904370000</a>		
GTIN (EAN)	4099986009783		
Qty.	10 ST		
Type	VPU AC FB 16-4	Version	
Order No.	<a href="#">2904380000</a>		
GTIN (EAN)	4099986009790		
Qty.	10 ST		
Type	VPU AC FB 16-6	Version	
Order No.	<a href="#">2904390000</a>		
GTIN (EAN)	4099986009806		
Qty.	10 ST		
Type	VPU AC FB 16-7	Version	
Order No.	<a href="#">2904400000</a>		
GTIN (EAN)	4099986009813		
Qty.	10 ST		

## VPU AC I F 3 275/25

**Weidmüller Interface GmbH & Co. KG**  
 Klingenbergstraße 26  
 D-32758 Detmold  
 Germany

www.weidmueller.com

## Accessories

### Spare arrester




Weidmüller VPU I (Type I), VPU II (Type II) and VPU III (Type III) surge protection products effectively reduce the interference coupling that can occur due to transient surge voltages, even significantly below the limits prescribed by insulation co-ordination according to EN 60664-3 / DIN VDE 0110-3. This means that the whole installation is exposed to fewer malfunctions. The arresters are co-ordinated using technical means. This means that decoupling between Types I, II and III is unnecessary. The arresters are tested according to product standard IEC 61643-11 / DIN EN 61643-11 and can be installed in systems according to IEC 61643-12 / VDE 0675-6-12 and IEC 62305-4 / VDE 0185-4. This lightning and surge protection device is suited for installation in power supply systems. Weidmüller offers different products depending on the particular mains network type and voltage level. The VPU AC I F series is characterised by a fuse integrated in the arrester. These arresters do not require a fuse.

### General ordering data

Type	VPU AC I F 0 275/25	Version	
Order No.	<a href="#">2859350000</a>	Surge voltage arrester, Low voltage, Surge protection, Single-phase,	
GTIN (EAN)	4064675570578	TN	
Qty.	1 ST		
Type	VPU AC I F 0 275/25 MP	Version	
Order No.	<a href="#">3056190000</a>	Surge voltage arrester, Low voltage, Surge protection, TN	
GTIN (EAN)	4099987030458		
Qty.	1 ST		

### VPU Series



Extensive accessories round off the product range

### General ordering data

Type	VPU LOCKING CLIP L	Version	
Order No.	<a href="#">2735070000</a>		
GTIN (EAN)	4050118816402		
Qty.	10 ST		