

## TRP 24-230VUC 2CO ED2 PB

**Weidmüller Interface GmbH & Co. KG**  
 Klingenbergstraße 26  
 D-32758 Detmold  
 Germany

www.weidmueller.com

### Product image



- 2 CO contact
- Contact material: AgNi
- Unique multi-voltage input from 24 to 230 V UC
- Input voltages from 24 V DC and 230 V UC with coloured marking: DC: blue, UC: white
- Version with lockable test button for manual switching

### General ordering data

Version	TERMSERIES, Relay module, Number of contacts: 2, CO contact AgNi, Rated control voltage: 24...230 V UC, Continuous current: 8 A, PUSH IN, Test button available: Yes
Order No.	<a href="#">2988380000</a>
Type	TRP 24-230VUC 2CO ED2 PB
GTIN (EAN)	4099986859180
Qty.	5 items

## TRP 24-230VUC 2CO ED2 PB

Weidmüller Interface GmbH &amp; Co. KG

Klingenbergstraße 26

D-32758 Detmold

Germany

www.weidmueller.com

## Technical data

## Approvals

Approvals



ROHS Conform

UL File Number Search [UL Website](#)

Certificate no. (cULus) E141197

## Dimensions and weights

Depth	97.5 mm	Depth (inches)	3.8386 inch
Height	89.4 mm	Height (inches)	3.5197 inch
Width	12.8 mm	Width (inches)	0.5039 inch
Net weight	64 g		

## Temperatures

Storage temperature	-40 °C...70 °C	Ambient temperature	-40 °C...60 °C
Operating temperature		Humidity	5...85 % rel. humidity, no condensation

## Environmental Product Compliance

RoHS Compliance Status	Compliant with exemption
RoHS Exemption (if applicable/known)	7a, 7cl
REACH SVHC	Lead 7439-92-1
SCIP	9e2cbc49-76d9-4611-b8ec-5b4f549a0aa9

## Rated data UL

Connection cross-section AWG, min.	AWG 26	Connection cross-section AWG, max.	AWG 14
Type of conductor	rigid copper conductor, flexible copper conductor	Pollution severity level	2

## Control side

Rated control voltage	24...230 V UC	Rated current DC	16.7 mA
Power rating	600 mVA @ 24 V AC	Status indicator	Green LED
Protective circuit	Free-wheeling diode, Reverse polarity protection	Coil voltage of the replacement relay deviating from the rated control voltage	Yes
Coil voltage of the replacement relay	24 V DC		

## Load side

Rated switching voltage	250 V AC	Continuous current	8 A
Max. switching frequency at rated load	0.1 Hz	Max. switching voltage, AC	250 V
Max. switching voltage, DC	250 V	Inrush current	30 A / 4 s
AC switching capacity (resistive), max.	2000 VA	DC switching capacity (resistive), max.	192W @ 24V
Switch-on delay	≤ 15 ms	Switch-off delay	≤ 16 ms
Protective circuit, load side	Rectifier	Contact type	2 CO contact (AgNi)
Mechanical service life	5 x 10 <sup>6</sup> switching cycles	Min. switching power	100 mA @ 10 V

## General data

Operating altitude ≤ 2000 m, above sea level

## TRP 24-230VUC 2CO ED2 PB

**Weidmüller Interface GmbH & Co. KG**

Klingenbergstraße 26  
D-32758 Detmold  
Germany

www.weidmueller.com

## Technical data

Mounting rail	TS 35	
Test button available	Yes	
Version of test button	Momentary test button, Lockable test button	
Mechanical switch position indicator	Yes	
Colour	black	
UL94 flammability rating component	Component	Housing
	UL94 flammability rating	V-0
	Component	Pusher
	UL94 flammability rating	V-0
	Component	Retaining clip
	UL94 flammability rating	V-0

### Insulation coordination

Pollution severity	2	Surge voltage category	III
Clearance and creepage distances for control side - load side	≥ 5.5 mm	Dielectric strength for control side - load side	2.5 kVeff / 1 Min.
Type of isolation at input and output	reinforced insulation	Dielectric strength of open contact	1 kVeff / 1 min
Dielectric strength to mounting rail	4 kVeff / 1 Min.	Impulse withstand voltage	6 kV (1.2/50 µs)
Protection degree	IP20	Impulse withstand voltage at neighbouring contacts	4 kV (1.2/50 µs)

### Further details of approvals / standards

Certificate no. (cULus)	E141197
-------------------------	---------

### Connection data

Wire connection method	PUSH IN	Stripping length, rated connection	9 mm
Clamping range, rated connection	1.5 mm <sup>2</sup>	Clamping range, min.	0.14 mm <sup>2</sup>
Clamping range, max.	2.5 mm <sup>2</sup>	Wire connection cross section AWG, min.	AWG 26
Wire connection cross section AWG, max.	AWG 14	Wire cross-section, solid, min.	0.14 mm <sup>2</sup>
Wire cross-section, solid, max.	1.5 mm <sup>2</sup>	Wire cross-section, solid, min. (AWG)	AWG 26
Wire cross-section, solid, max. (AWG)	AWG 16	Wire connection cross section, finely stranded, min.	0.14 mm <sup>2</sup>
Wire connection cross section, finely stranded, max.	2.5 mm <sup>2</sup>	Wire cross-section, finely stranded, min. (AWG)	AWG 26
Wire cross-section, finely stranded, max. (AWG)	AWG 14	Wire connection cross-section, finely stranded with wire-end ferrules DIN 46228/4, min.	0.25 mm <sup>2</sup>
Wire connection cross-section, finely stranded with wire-end ferrules DIN 46228/4, max.	1.5 mm <sup>2</sup>	Conductor cross-section, flexible, AEH (DIN 46228-1), min.	0.25 mm <sup>2</sup>
Conductor cross-section, flexible, AEH (DIN 46228-1), max.	1.5 mm <sup>2</sup>	Wire connection cross section, finely stranded, two clampable wires, min.	0.5 mm <sup>2</sup>
Wire cross-section, finely stranded, two clampable wires, max.	1 mm <sup>2</sup>	Blade size	0.4 x 2.0 mm

### Classifications

ETIM 8.0	EC001437	ETIM 9.0	EC001437
ETIM 10.0	EC001437	ECLASS 14.0	27-37-16-01
ECLASS 15.0	27-37-16-01		

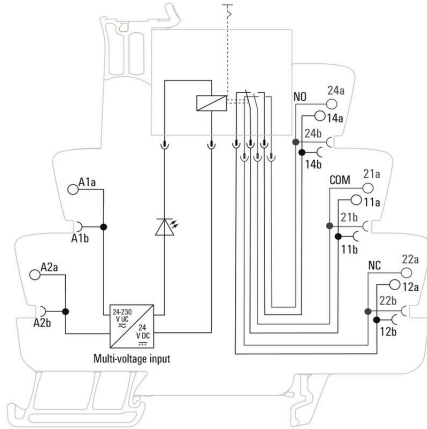
**TRP 24-230VUC 2CO ED2 PB**

**Weidmüller Interface GmbH & Co. KG**  
 Klingenbergstraße 26  
 D-32758 Detmold  
 Germany

www.weidmueller.com

**Drawings**

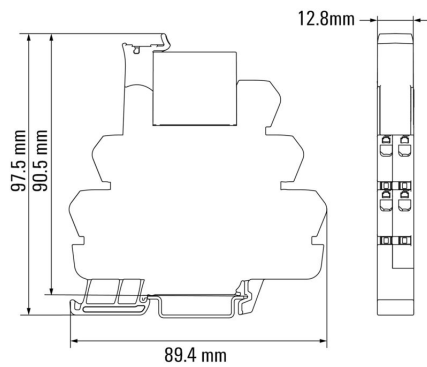
**Wiring diagram**



**Graph**

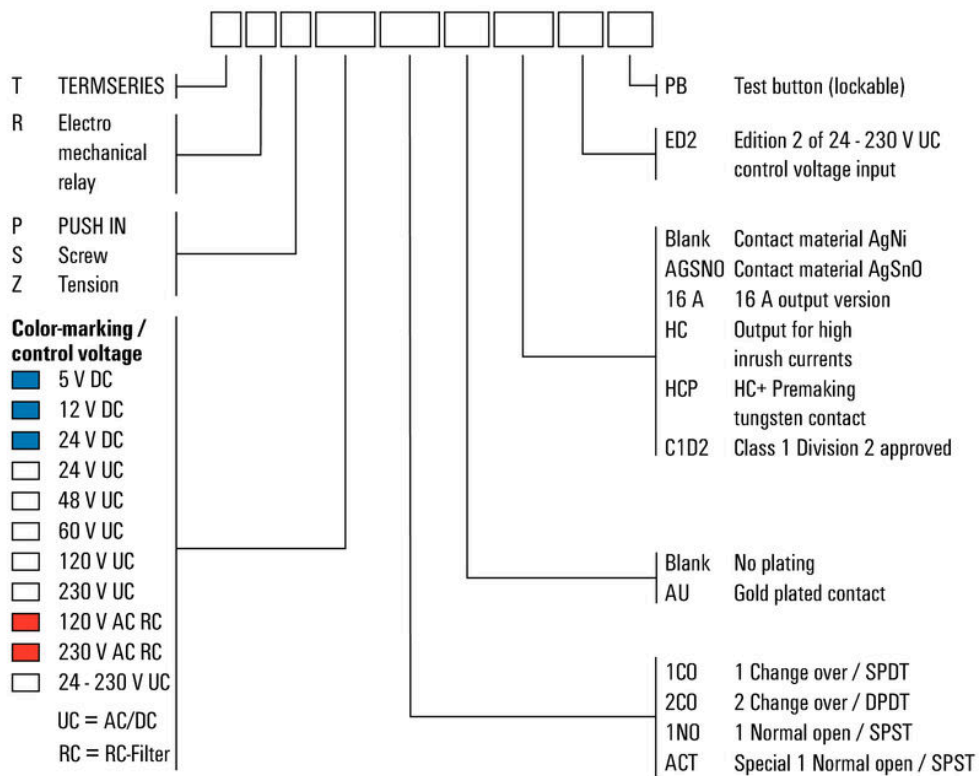


**Dimensional drawing**



Miscellaneous

Type code TERMSERIES electromechanical relay versions



Sonstiges