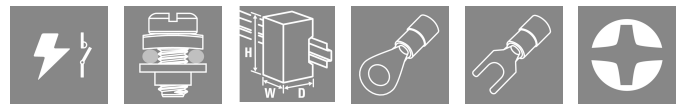


PSSRN K 24VDC 1D K 1000VDC 15A

Weidmüller Interface GmbH & Co. KG
 Klingenbergstraße 26
 D-32758 Detmold
 Germany

www.weidmueller.com

Product image



Switch high DC loads up to 1000 V DC and 15 A completely wear-free, reliable and noiseless.

- Load circuit 1-phase: 24...1000 V DC / 15 A
- DC industry ready Thanks to the switching voltage of up to 1000 V DC
- Compact design with a width from 17.8 mm
- Ready to use with integrated heat sink and mounting rail base for mounting on DIN rail TS35
- Output connections ring lug suitable

General ordering data

Version	Power Solid-State Relais, Solid state contactor, Rated control voltage: 4.5...32 V DC , Rated switching voltage: 20.4...1000 V DC (IEC), Continuous current: 15 A, Screw connection
Order No.	2986930000
Type	PSSRN K 24VDC 1D K 1000VDC 15A
GTIN (EAN)	4099986853058
Qty.	1 items

PSSRN K 24VDC 1D K 1000VDC 15A

Weidmüller Interface GmbH & Co. KG
 Klingenbergstraße 26
 D-32758 Detmold
 Germany

www.weidmueller.com

Technical data

Approvals

Approvals



ROHS Conform

UL File Number Search [UL Website](#)

Certificate no. (cULus) E537615

Dimensions and weights

Depth	140.5 mm	Depth (inches)	5.5315 inch
Height	110 mm	Height (inches)	4.3307 inch
Width	17.8 mm	Width (inches)	0.7008 inch
Net weight	260 g		

Temperatures

Storage temperature	-40 °C...100 °C	Ambient temperature	-40 °C...80 °C
Operating temperature		Humidity	95% relative humidity, non-condensing @ 40°C

Probability of failure

MTTF 18 a

Environmental Product Compliance

RoHS Compliance Status Compliant with exemption

RoHS Exemption (if applicable/known) 7cl

REACH SVHC No SVHC above 0.1 wt%

Control side

Rated control voltage	4.5...32 V DC	Nominal control current	8.5 mA...13.5 mA
Status indicator	Green LED		

Load side

Rated switching voltage	20.4...1000 V DC (IEC)	Continuous current	15 A (DC1) @ 40 °C; 5 A (DC 3)
Max. switching current	15 A	Load category	DC1, DC 3, DC 5
Pulse load, max. current	200 A (10 µs, non-recurrent)	Switch-on delay	0.1 ms
Switch-off delay	250 µs	Voltage drop at max. load	≤ 1.6 V
Leakage current	<1.5 mA	Min. switching current	20 mA
Short-circuit-proof	No	Protective circuit, load side	Integrated free-wheel diode
Contact type	1 NO contacts (IGBT)	max. switching frequency (DC control voltage)	20 Hz

General data

Version	Single-phase with mounted heat sink (DC output)	Mounting rail	TS 35
Colour	black		

Creation date 18.02.2026 01:08:55 MEZ

Catalogue status / Drawings

PSSRN K 24VDC 1D K 1000VDC 15A

Weidmüller Interface GmbH & Co. KG
 Klingenbergstraße 26
 D-32758 Detmold
 Germany

www.weidmueller.com

Technical data

Insulation coordination

Pollution severity	2	Surge voltage category	III
Dielectric strength for control side - load side	4 kVeff	Dialectric strength of load side - housing	4 kVeff
Impulse withstand voltage	6 kV (1.2/50 µs)	Protection degree	IP20

Further details of approvals / standards

Certificate no. (cULus)	E537615
-------------------------	---------

Connection data (control side)

Wire connection cross-section, twin wire-end ferrules, control side, min.	0.5 mm ²	Wire connection cross-section, solid, control side, max.	2.5 mm ²
Wire connection cross-section, solid, control side, max. (AWG)	AWG 18	Wire connection cross-section, twin wire-end ferrules, control side, max.	2.5 mm ²
Wire connection cross-section, solid, control side, min. (AWG)	AWG 12	Stripping length, control side	8 mm
Wire connection method (control side)	Screw connection	Min. rated connection clamping range (control side)	0.75 mm ²
Max. rated connection clamping range (control side)	2.5 mm ²	Wire connection (control side)	M3 screw with captivated washer
Min. tightening torque (control side)	0.5 Nm	Max. tightening torque (control side)	0.6 Nm
Blade size (control side)	PZ 1		

Connection data (load side)

Stripping length, load side	12 mm	Wire connection cross-section, finely stranded, two clampable wires, load side, min.	1 mm ²
Wire connection cross-section, stranded, load side, min. (AWG)	AWG 10	Wire connection cross-section, finely stranded, two clampable wires, load side, min. (AWG)	AWG 10
Wire connection cross-section, solid, load side, min. (AWG)	AWG 10	Wire connection cross-section, stranded, load side, max. (AWG)	AWG 18
Wire connection cross-section, solid, load side, min.	2.5 mm ²	Wire connection cross-section, twin wire-end ferrules, load side, max. (AWG)	AWG 18
Wire connection cross-section, twin wire-end ferrules, load side, min. (AWG)	AWG 12	Wire connection cross-section, solid, load side, max. (AWG)	AWG 14
Wire connection cross-section, finely stranded, two clampable wires, load side, max.	6 mm ²	Wire connection cross-section, stranded, load side, min.	1 mm ²
Wire connection cross-section, solid, load side, max.	6 mm ²	Wire connection cross-section, finely stranded, two clampable wires, load side, max. (AWG)	AWG 18
Wire connection cross-section, stranded, load side, max.	6 mm ²	Wire connection method (load side)	Screw connection
Min. rated connection clamping range (load side)	2.5 mm ²	Max. rated connection clamping range (load side)	6 mm ²
Wire connection (load side)	M4 screw with captivated washer	Min. tightening torque (load side)	1.5 Nm
Max. tightening torque (load side)	2 Nm	Blade size (load side)	PZ 2

Connection data

Wire connection method	Screw connection
------------------------	------------------

PSSRN K 24VDC 1D K 1000VDC 15A

Weidmüller Interface GmbH & Co. KG
Klingenbergstraße 26
D-32758 Detmold
Germany

www.weidmueller.com

Technical data

Classifications

ETIM 8.0	EC002055	ETIM 9.0	EC002055
ETIM 10.0	EC002055	ECLASS 14.0	27-37-10-14
ECLASS 15.0	27-37-10-14		

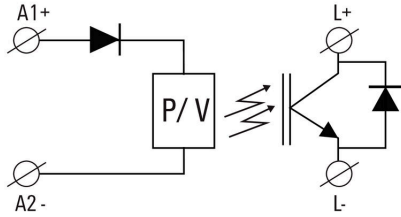
PSSRN K 24VDC 1D K 1000VDC 15A

Weidmüller Interface GmbH & Co. KG
 Klingenbergstraße 26
 D-32758 Detmold
 Germany

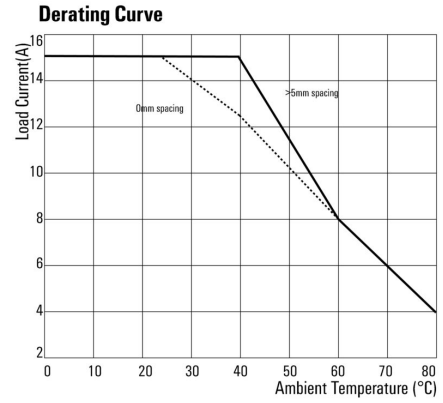
www.weidmueller.com

Drawings

Wiring diagram

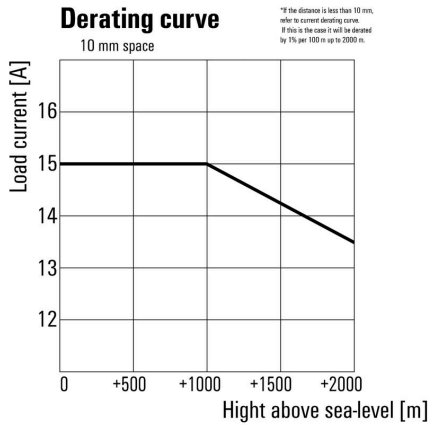


Graph



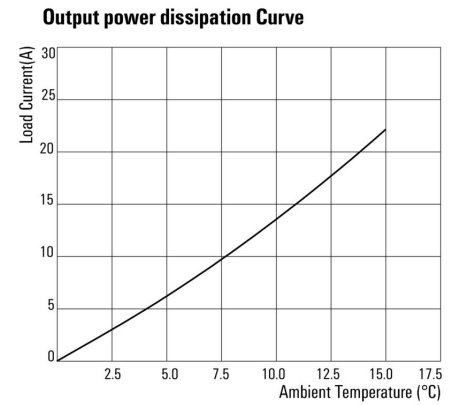
Derating curve

Graph

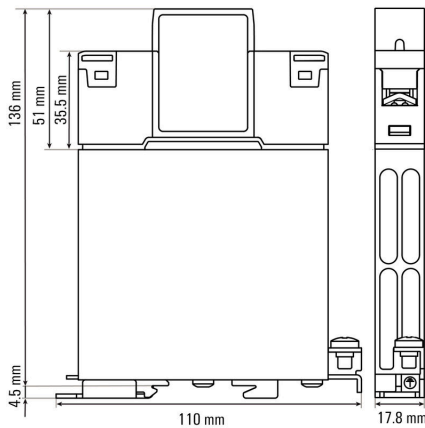


Derating curve

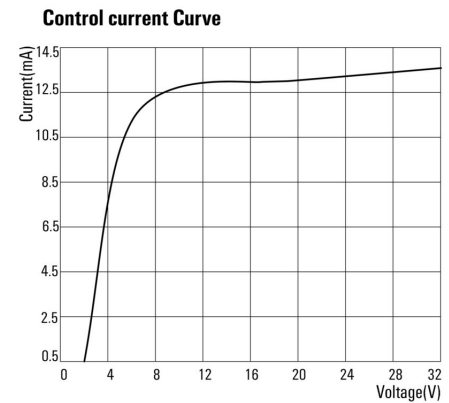
Graph



Dimensional drawing

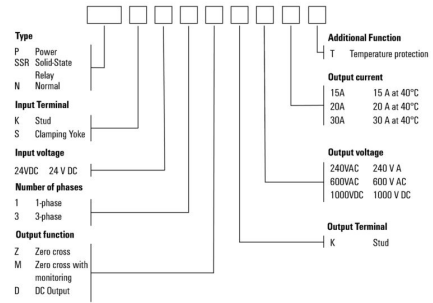


Graph



Miscellaneous

Power Solid-State Relay (PSSR)



Type codes

Miscellaneous

Suggested mounting distances to ensure optimal heat dissipation

