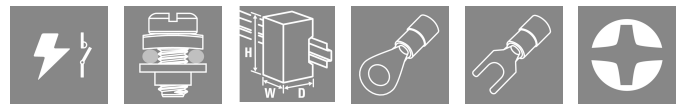


## PSSRN K 24VDC 1D K 1000VDC 15A

**Weidmüller Interface GmbH & Co. KG**  
 Klingenbergstraße 26  
 D-32758 Detmold  
 Germany

www.weidmueller.com

### Product image



Switch high DC loads up to 1000 V DC and 15 A completely wear-free, reliable and noiseless.

- Load circuit 1-phase: 24...1000 V DC / 15 A
- DC industry ready Thanks to the switching voltage of up to 1000 V DC
- Compact design with a width from 17.8 mm
- Ready to use with integrated heat sink and mounting rail base for mounting on DIN rail TS35
- Output connections ring lug suitable

### General ordering data

Version	Power Solid-State Relais, Solid state contactor, Rated control voltage: 4.5...32 V DC , Rated switching voltage: 20.4...1000 V DC (IEC), Continuous current: 15 A, Screw connection
Order No.	<a href="#">2986930000</a>
Type	PSSRN K 24VDC 1D K 1000VDC 15A
GTIN (EAN)	4099986853058
Qty.	1 items

## PSSRN K 24VDC 1D K 1000VDC 15A

**Weidmüller Interface GmbH & Co. KG**  
 Klingenbergstraße 26  
 D-32758 Detmold  
 Germany

www.weidmueller.com

## Technical data

## Approvals

Approvals



ROHS Conform

UL File Number Search [UL Website](#)

Certificate no. (cULus) E537615

## Dimensions and weights

Depth	140.5 mm	Depth (inches)	5.5315 inch
Height	110 mm	Height (inches)	4.3307 inch
Width	17.8 mm	Width (inches)	0.7008 inch
Net weight	260 g		

## Temperatures

Storage temperature	-40 °C...100 °C	Ambient temperature	-40 °C...80 °C
Operating temperature		Humidity	95% relative humidity, non-condensing @ 40°C

## Probability of failure

MTTF 18 a

## Environmental Product Compliance

RoHS Compliance Status Compliant with exemption

RoHS Exemption (if applicable/known) 7cl

REACH SVHC No SVHC above 0.1 wt%

## Control side

Rated control voltage	4.5...32 V DC	Nominal control current	8.5 mA...13.5 mA
Status indicator	Green LED		

## Load side

Rated switching voltage	20.4...1000 V DC (IEC)	Continuous current	15 A (DC1) @ 40 °C; 5 A (DC 3)
Max. switching current	15 A	Load category	DC1, DC 3, DC 5
Pulse load, max. current	200 A (10 µs, non-recurrent)	Switch-on delay	0.1 ms
Switch-off delay	250 µs	Voltage drop at max. load	≤ 1.6 V
Leakage current	<1.5 mA	Min. switching current	20 mA
Short-circuit-proof	No	Protective circuit, load side	Integrated free-wheel diode
Contact type	1 NO contacts (IGBT)	max. switching frequency (DC control voltage)	20 Hz

## General data

Version	Single-phase with mounted heat sink (DC output)	Mounting rail	TS 35
Colour	black		

Creation date 19.02.2026 03:59:34 MEZ

Catalogue status / Drawings

**PSSRN K 24VDC 1D K 1000VDC 15A**

**Weidmüller Interface GmbH & Co. KG**  
 Klingenbergstraße 26  
 D-32758 Detmold  
 Germany

www.weidmueller.com

**Technical data**

**Insulation coordination**

Pollution severity	2	Surge voltage category	III
Dielectric strength for control side - load side	4 kVeff	Dialectric strength of load side - housing	4 kVeff
Impulse withstand voltage	6 kV (1.2/50 µs)	Protection degree	IP20

**Further details of approvals / standards**

Certificate no. (cULus)	E537615
-------------------------	---------

**Connection data (control side)**

Wire connection cross-section, twin wire-end ferrules, control side, min.	0.5 mm <sup>2</sup>	Wire connection cross-section, solid, control side, max.	2.5 mm <sup>2</sup>
Wire connection cross-section, solid, control side, max. (AWG)	AWG 18	Wire connection cross-section, twin wire-end ferrules, control side, max.	2.5 mm <sup>2</sup>
Wire connection cross-section, solid, control side, min. (AWG)	AWG 12	Stripping length, control side	8 mm
Wire connection method (control side)	Screw connection	Min. rated connection clamping range (control side)	0.75 mm <sup>2</sup>
Max. rated connection clamping range (control side)	2.5 mm <sup>2</sup>	Wire connection (control side)	M3 screw with captivated washer
Min. tightening torque (control side)	0.5 Nm	Max. tightening torque (control side)	0.6 Nm
Blade size (control side)	PZ 1		

**Connection data (load side)**

Stripping length, load side	12 mm	Wire connection cross-section, finely stranded, two clampable wires, load side, min.	1 mm <sup>2</sup>
Wire connection cross-section, stranded, load side, min. (AWG)	AWG 10	Wire connection cross-section, finely stranded, two clampable wires, load side, min. (AWG)	AWG 10
Wire connection cross-section, solid, load side, min. (AWG)	AWG 10	Wire connection cross-section, stranded, load side, max. (AWG)	AWG 18
Wire connection cross-section, solid, load side, min.	2.5 mm <sup>2</sup>	Wire connection cross-section, twin wire-end ferrules, load side, max. (AWG)	AWG 18
Wire connection cross-section, twin wire-end ferrules, load side, min. (AWG)	AWG 12	Wire connection cross-section, solid, load side, max. (AWG)	AWG 14
Wire connection cross-section, finely stranded, two clampable wires, load side, max.	6 mm <sup>2</sup>	Wire connection cross-section, stranded, load side, min.	1 mm <sup>2</sup>
Wire connection cross-section, solid, load side, max.	6 mm <sup>2</sup>	Wire connection cross-section, finely stranded, two clampable wires, load side, max. (AWG)	AWG 18
Wire connection cross-section, stranded, load side, max.	6 mm <sup>2</sup>	Wire connection method (load side)	Screw connection
Min. rated connection clamping range (load side)	2.5 mm <sup>2</sup>	Max. rated connection clamping range (load side)	6 mm <sup>2</sup>
Wire connection (load side)	M4 screw with captivated washer	Min. tightening torque (load side)	1.5 Nm
Max. tightening torque (load side)	2 Nm	Blade size (load side)	PZ 2

**Connection data**

Wire connection method	Screw connection
------------------------	------------------

**PSSRN K 24VDC 1D K 1000VDC 15A**

**Weidmüller Interface GmbH & Co. KG**  
Klingenbergstraße 26  
D-32758 Detmold  
Germany

[www.weidmueller.com](http://www.weidmueller.com)

**Technical data**

**Classifications**

ETIM 8.0	EC002055	ETIM 9.0	EC002055
ETIM 10.0	EC002055	ECLASS 14.0	27-37-10-14
ECLASS 15.0	27-37-10-14		

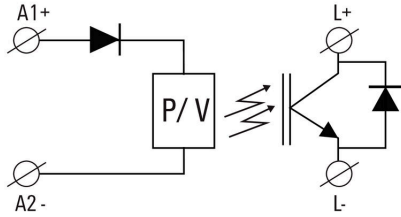
PSSRN K 24VDC 1D K 1000VDC 15A

Weidmüller Interface GmbH & Co. KG  
 Klingenbergstraße 26  
 D-32758 Detmold  
 Germany

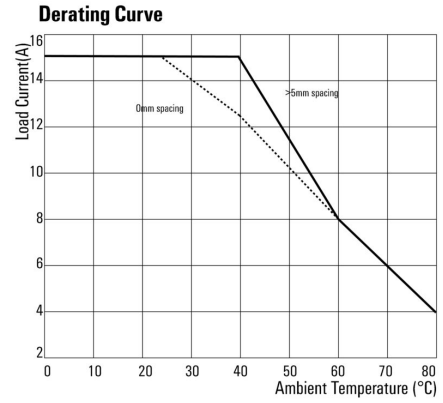
www.weidmueller.com

Drawings

Wiring diagram

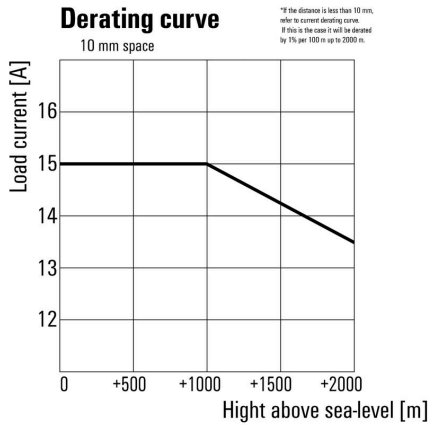


Graph



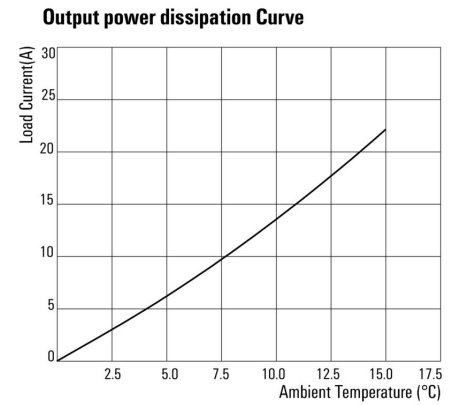
Derating curve

Graph

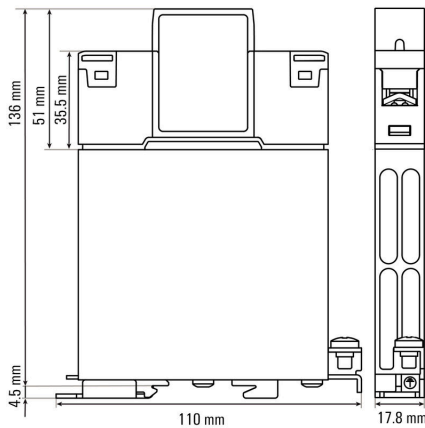


Derating curve

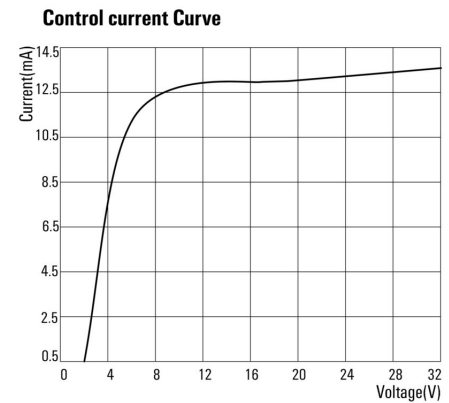
Graph



Dimensional drawing



Graph



**PSSRN K 24VDC 1D K 1000VDC 15A**

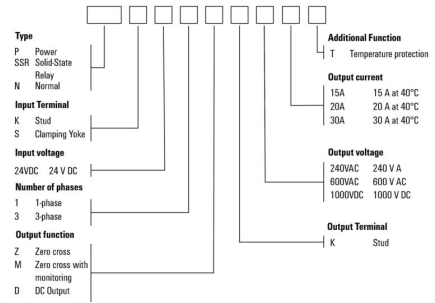
**Weidmüller Interface GmbH & Co. KG**  
 Klingenbergstraße 26  
 D-32758 Detmold  
 Germany

www.weidmueller.com

Drawings

Miscellaneous

**Power Solid-State Relay (PSSR)**



Type codes

Miscellaneous

**Suggested mounting distances to ensure optimal heat dissipation**

