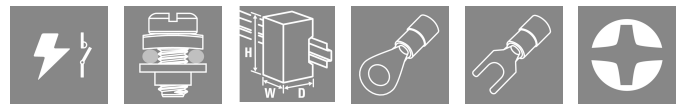


## PSSRN K 24VDC 1Z K 600VAC 30A

**Weidmüller Interface GmbH & Co. KG**  
 Klingenbergstraße 26  
 D-32758 Detmold  
 Germany

[www.weidmueller.com](http://www.weidmueller.com)

### Product image



Switch high AC loads up to 30 A completely wear-free, reliable and noiseless.

- Load circuit 1-phase: 24...230 V AC / 20 A, 42...600 V AC / 30 A or 24...1000 V DC / 15 A
- Compact design with a width from 17.8 mm
- Optional version with integrated current monitoring allows the current monitoring
- Ready to use with integrated heat sink and mounting rail base for mounting on DIN rail TS35
- Short circuit protection with circuit breakers possible
- Output connections ring lug suitable

### General ordering data

Version	Power Solid-State Relais, Solid state contactor, Rated control voltage: 4...32 V DC , Rated switching voltage: 42...600 V AC +10% -15%, Continuous current: 30 A
Order No.	<a href="#">2986900000</a>
Type	PSSRN K 24VDC 1Z K 600VAC 30A
GTIN (EAN)	4099986853027
Qty.	1 items

## PSSRN K 24VDC 1Z K 600VAC 30A

**Weidmüller Interface GmbH & Co. KG**  
 Klingenbergstraße 26  
 D-32758 Detmold  
 Germany

www.weidmueller.com

## Technical data

### Approvals

Approvals



ROHS Conform

UL File Number Search [UL Website](#)

Certificate no. (cULus) E537615

### Dimensions and weights

Depth	103 mm	Depth (inches)	4.0551 inch
Height	110 mm	Height (inches)	4.3307 inch
Width	17.8 mm	Width (inches)	0.7008 inch
Net weight	206 g		

### Temperatures

Storage temperature	-40 °C...100 °C	Ambient temperature	-40 °C...80 °C
Operating temperature		Humidity	95% relative humidity, non-condensing @ 40°C

### Probability of failure

MTTF 25 a

### Environmental Product Compliance

RoHS Compliance Status Compliant with exemption

RoHS Exemption (if applicable/known) 7cl

REACH SVHC No SVHC above 0.1 wt%

### Control side

Rated control voltage	4...32 V DC	Nominal control current	7.75 mA...11 mA
Status indicator	Green LED		

### Load side

Rated switching voltage	42...600 V AC +10% -15%	Continuous current	5 A (AC 53) ; 30 A (AC 51) @ 40 °C
Max. switching current	30 A	Load category	AC 51, AC 53
Inrush current	51 A	Pulse load, max. current	1150 A (10 ms, non- recurrent)
Load limit integral ( $I^2t$ ) <10 ms	6600 A <sup>2</sup> s	Switch-on delay	≤ 10 ms
Switch-off delay	≤ 10 ms	Leakage current	<3 mA
Min. switching current	400 mA	Short-circuit-proof	No
Protective circuit, load side	Integrated varistor, RC element	Contact type	1 NO contacts (Thyristor (zero-cross switch))
Output voltage frequency range	45...65 Hz		

**PSSRN K 24VDC 1Z K 600VAC 30A**

**Weidmüller Interface GmbH & Co. KG**  
 Klingenbergstraße 26  
 D-32758 Detmold  
 Germany

www.weidmueller.com

**Technical data**

**General data**

Version	Single-phase with mounted heat sink (zero-voltage switch output)	Mounting rail	TS 35
Colour	black		

**Insulation coordination**

Pollution severity	2	Surge voltage category	III
Dielectric strength for control side - load side	4 kVeff	Dialectric strength of load side - housing	4 kVeff
Impulse withstand voltage	6 kV (1.2/50 µs)	Protection degree	IP20

**Further details of approvals / standards**

Certificate no. (cULus)	E537615
-------------------------	---------

**Connection data (control side)**

Wire connection cross-section, twin wire-end ferrules, control side, min.	0.5 mm <sup>2</sup>	Wire connection cross-section, solid, control side, max.	2.5 mm <sup>2</sup>
Wire connection cross-section, solid, control side, max. (AWG)	AWG 18	Wire connection cross-section, twin wire-end ferrules, control side, max.	2.5 mm <sup>2</sup>
Wire connection cross-section, solid, control side, min. (AWG)	AWG 12	Stripping length, control side	8 mm
Wire connection method (control side)	Screw connection	Min. rated connection clamping range (control side)	0.75 mm <sup>2</sup>
Max. rated connection clamping range (control side)	2.5 mm <sup>2</sup>	Wire connection (control side)	M3 screw with captivated washer
Min. tightening torque (control side)	0.5 Nm	Max. tightening torque (control side)	0.6 Nm
Blade size (control side)	PZ 1		

**Connection data (load side)**

Stripping length, load side	12 mm	Wire connection cross-section, finely stranded, two clampable wires, load side, min.	1 mm <sup>2</sup>
Wire connection cross-section, stranded, load side, min. (AWG)	AWG 10	Wire connection cross-section, finely stranded, two clampable wires, load side, min. (AWG)	AWG 10
Wire connection cross-section, solid, load side, min. (AWG)	AWG 10	Wire connection cross-section, stranded, load side, max. (AWG)	AWG 18
Wire connection cross-section, solid, load side, min.	2.5 mm <sup>2</sup>	Wire connection cross-section, twin wire-end ferrules, load side, max. (AWG)	AWG 18
Wire connection cross-section, twin wire-end ferrules, load side, min. (AWG)	AWG 12	Wire connection cross-section, solid, load side, max. (AWG)	AWG 14
Wire connection cross-section, finely stranded, two clampable wires, load side, max.	6 mm <sup>2</sup>	Wire connection cross-section, stranded, load side, min.	1 mm <sup>2</sup>
Wire connection cross-section, solid, load side, max.	6 mm <sup>2</sup>	Wire connection cross-section, finely stranded, two clampable wires, load side, max. (AWG)	AWG 18
Wire connection cross-section, stranded, load side, max.	6 mm <sup>2</sup>	Wire connection method (load side)	Screw connection
Min. rated connection clamping range (load side)	2.5 mm <sup>2</sup>	Max. rated connection clamping range (load side)	6 mm <sup>2</sup>
Wire connection (load side)	M4 screw with captivated washer	Min. tightening torque (load side)	1.5 Nm
Max. tightening torque (load side)	2 Nm	Blade size (load side)	PZ 2

## PSSRN K 24VDC 1Z K 600VAC 30A

**Weidmüller Interface GmbH & Co. KG**  
Klingenbergstraße 26  
D-32758 Detmold  
Germany

[www.weidmueller.com](http://www.weidmueller.com)

# Technical data

### Classifications

ETIM 8.0	EC002055	ETIM 9.0	EC002055
ETIM 10.0	EC002055	ECLASS 14.0	27-37-10-14
ECLASS 15.0	27-37-10-14		

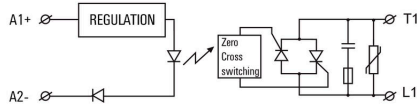
PSSRN K 24VDC 1Z K 600VAC 30A

Weidmüller Interface GmbH & Co. KG  
 Klingenbergstraße 26  
 D-32758 Detmold  
 Germany

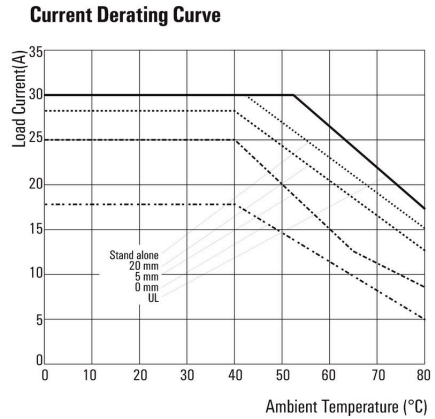
www.weidmueller.com

Drawings

Wiring diagram

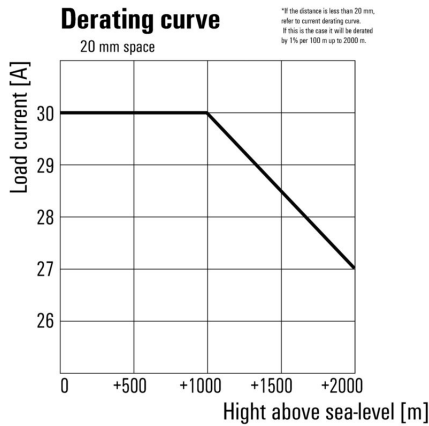


Graph



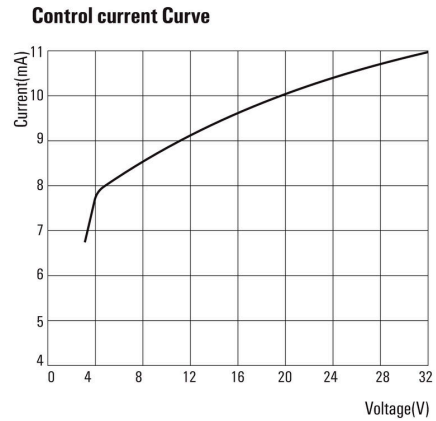
Derating curve

Graph

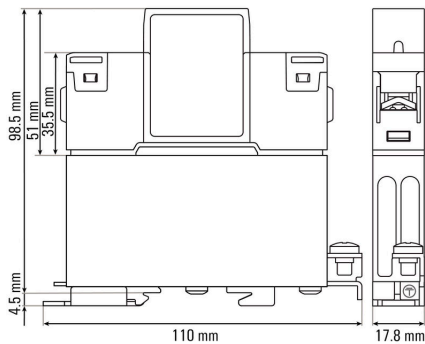


Derating curve

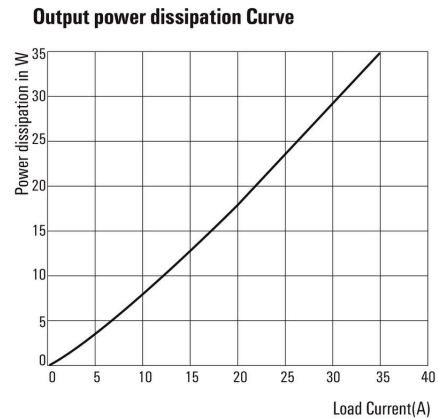
Graph



Dimensional drawing

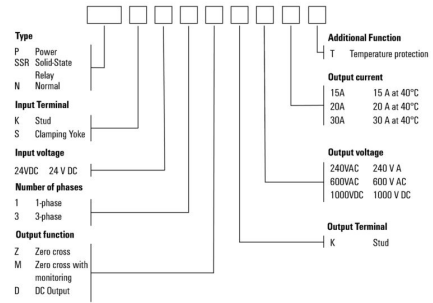


Graph



Miscellaneous

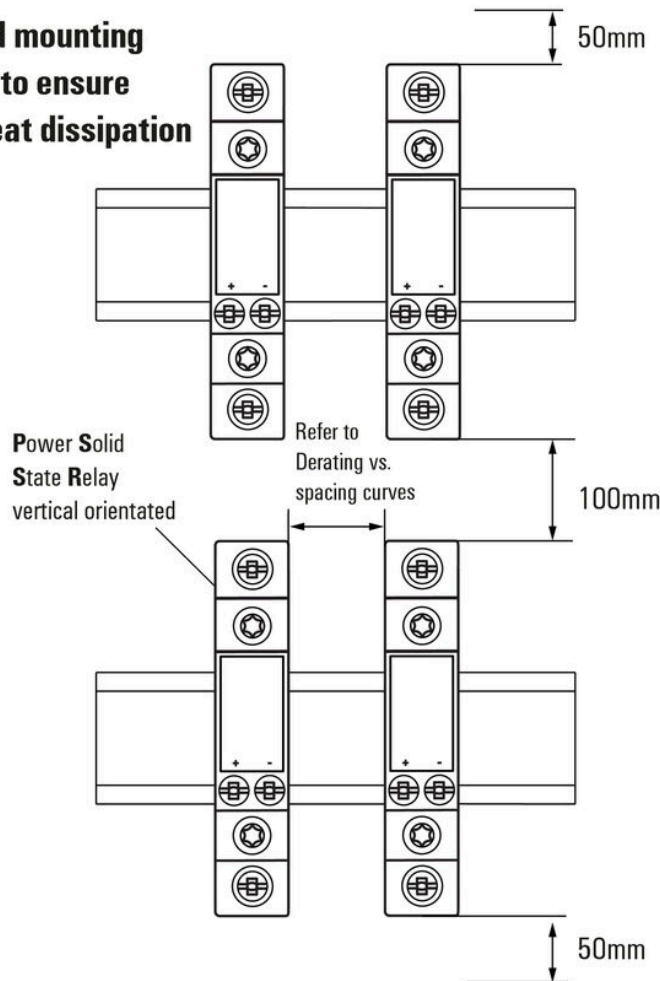
Power Solid-State Relay (PSSR)



Type codes

Miscellaneous

Suggested mounting  
 distances to ensure  
 optimal heat dissipation



**Miscellaneous****Signal characteristics of zero cross switching  
solid-state relays**

Shown at an example with resistive load.

1. Switches on at first zero cross of mains voltage while control input gets signal.
2. Switches off at next zero cross of mains current after control input signal was switched off.

Switching DC voltages is not possible with this solid-state relays.