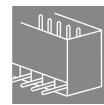




S2L 3.50/04/180G 3.5SN BK BX**Weidmüller Interface GmbH & Co. KG**Klingenbergstraße 26
D-32758 Detmold
Germany

www.weidmueller.com

Product image

Straight, double-row pin header available in closed-sided or flange version (open-sided pin headers on request). The male headers with a pin length of 3.5mm are designed for wave soldering and are packed in a box. They can be screwed on to the PCB. The male headers provide space for labelling and can be coded.

General ordering data

| | |
|--------------|--|
| Version | PCB plug-in connector, male header, closed side, THT solder connection, 3.50 mm, Number of poles: 4, 180°, Solder pin length (l): 3.5 mm, tinned, black, Box |
| Order No. | 2941850000 |
| Type | S2L 3.50/04/180G 3.5SN BK BX |
| GTIN (EAN) | 4099986712157 |
| Product data | IEC: 160 V / 10 A UL: 150 V / 10 A |
| Packaging | Box |

S2L 3.50/04/180G 3.5SN BK BX**Weidmüller Interface GmbH & Co. KG**

Klingenbergstraße 26

D-32758 Detmold

Germany

www.weidmueller.com

Technical data**Approvals**

| | |
|------|---------|
| ROHS | Conform |
|------|---------|

Dimensions and weights

| | | | |
|--------------------------|-------------|-----------------|-------------|
| Depth | 14.2 mm | Depth (inches) | 0.5591 inch |
| Height | 14 mm | Height (inches) | 0.5512 inch |
| Height of lowest version | 14.2 mm | Width | 8.4 mm |
| Width (inches) | 0.3307 inch | Net weight | 1.16 g |

Environmental Product Compliance

| | |
|------------------------|-----------------------------|
| RoHS Compliance Status | Compliant without exemption |
| REACH SVHC | No SVHC above 0.1 wt% |

System specifications

| | | | |
|---|---|--|------------------------------|
| Product family | OMNIMATE Signal - series B2L/S2L 3.50 - 2-row | Mounting onto the PCB | THT solder connection |
| Pitch in mm (P) | 3.50 mm | Pitch in inches (P) | 0.138 " |
| Outgoing elbow | 180° | Number of poles | 4 |
| Number of solder pins per pole | 1 | Solder pin length (l) | 3.5 mm |
| Solder pin dimensions | d = 1.0 mm, Octagonal | Solder eyelet hole diameter (D) | 1.3 mm |
| Solder eyelet hole diameter tolerance (D)+ 0,1 mm | | Pin series quantity | 2 |
| Touch-safe protection acc. to DIN VDE 57 106 | finger-safe unplugged/ back-of-hand-safe plugged | Touch-safe protection acc. to DIN VDE 0470 | IP20 plugged/ IP10 unplugged |
| Can be coded | Yes | Plugging cycles | 25 |
| Plugging force/pole, max. | 5 N | Pulling force/pole, max. | 4 N |

Material data

| | | | |
|----------------------------------|----------|--------------------------------------|----------------------------------|
| Insulating material | PBT GF | Colour | black |
| Colour chart (similar) | RAL 9011 | Insulating material group | IIla |
| Comparative Tracking Index (CTI) | ≥ 200 | Moisture Level (MSL) | |
| UL 94 flammability rating | V-0 | Contact material | Cu-alloy |
| Contact surface | tinned | Layer structure of solder connection | 2...3 µm Ni / 5...7 µm Sn glossy |
| Storage temperature, min. | -40 °C | Storage temperature, max. | 70 °C |
| Operating temperature, min. | -50 °C | Operating temperature, max. | 100 °C |

Rated data acc. to IEC

| | | | |
|---|------------------------|---|------------------|
| tested acc. to standard | IEC 60664-1, IEC 61984 | Rated current, min. number of poles (Tu=20°C) | 10 A |
| Rated current, max. number of poles (Tu=20°C) | 10 A | Rated current, min. number of poles (Tu=40°C) | 9 A |
| Rated current, max. number of poles (Tu=40°C) | 8.5 A | Rated voltage for surge voltage class / pollution degree II/2 | 160 V |
| Rated voltage for surge voltage class / pollution degree III/2 | 125 V | Rated voltage for surge voltage class / pollution degree III/3 | 80 V |
| Rated impulse voltage for surge voltage class/ pollution degree II/2 | 1.5 kV | Rated impulse voltage for surge voltage class/ pollution degree III/2 | 1.5 kV |
| Rated impulse voltage for surge voltage class/ contamination degree III/3 | 2.5 kV | Short-time withstand current resistance | 3 x 1s with 77 A |

S2L 3.50/04/180G 3.5SN BK BX**Weidmüller Interface GmbH & Co. KG**

Klingenbergstraße 26

D-32758 Detmold

Germany

www.weidmueller.com

Technical data**Rated data acc. to CSA**

| | | | |
|-----------------------------------|-------|-----------------------------------|-----|
| Rated voltage (Use group B / CSA) | 150 V | Rated current (Use group B / CSA) | 5 A |
|-----------------------------------|-------|-----------------------------------|-----|

Rated data acc. to UL 1059

| | | | |
|---------------------------------------|-------|---------------------------------------|------|
| Rated voltage (Use group B / UL 1059) | 150 V | Rated current (Use group B / UL 1059) | 10 A |
|---------------------------------------|-------|---------------------------------------|------|

Packing

| | | | |
|-----------|-----------|------------|-----------|
| Packaging | Box | VPE length | 352.00 mm |
| VPE width | 139.00 mm | VPE height | 26.00 mm |

Important note

| | |
|----------------|---|
| IPC conformity | Conformity: The products are developed, manufactured and delivered according international recognized standards and norms and comply with the assured properties in the data sheet resp. fulfill decorative properties in accordance with IPC-A-610 "Class 2". Further claims on the products can be evaluated on request. |
| Notes | <ul style="list-style-type: none"> • Additional variants on request • Gold-plated contact surfaces on request • Spacing between rows: see hole layout • Rated current related to rated cross-section & min. No. of poles. • Diameter of solder eyelet D = 1.3+0.1 mm • P on drawing = pitch • Rated data refer only to the component itself. Clearance and creepage distances to other components are to be designed in accordance with the relevant application standards. • In accordance with IEC 61984, OMNIMATE-connectors are connectors without breaking capacity (COC). During designated use, connectors are not allowed to be engaged or disengaged when live or under load • Long term storage of the product with average temperature of 50 °C and maximum humidity 70%, 36 months |

Classifications

| | | | |
|-------------|-------------|-------------|-------------|
| ETIM 8.0 | EC002637 | ETIM 9.0 | EC002637 |
| ETIM 10.0 | EC002637 | ECLASS 14.0 | 27-46-02-01 |
| ECLASS 15.0 | 27-46-02-01 | | |

