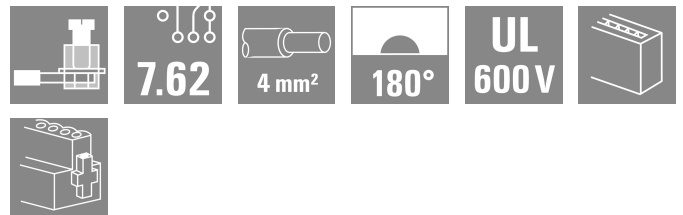



BLZ 7.62IT/04/180MF2 SN BK BX SO

Weidmüller Interface GmbH & Co. KG
 Klingenbergstraße 26
 D-32758 Detmold
 Germany

www.weidmueller.com

Product image


Similar to illustration

180° female plug with a 7.62 pitch for IT power networks. Meets the requirements of UL1059 600 V class C. In combination with male header SL 7.62 IT.... With leading contact. Meets the extended requirements on 5.5 mm touch safety for IT power networks as per IEC 61800-5-1 for 400 V to earth. The self-locking middle flange which can optionally be screwed, reduces space requirements by one pitch width in comparison with conventional solutions.

On request also available without middle flange interlock.

General ordering data

Version	PCB plug-in connector, female plug, 7.62 mm, Number of poles: 4, 180°, Clamping yoke connection, Clamping range, max. : 4 mm ² , Box
Order No.	2926070000
Type	BLZ 7.62IT/04/180MF2 SN BK BX SO
GTIN (EAN)	4099986643123
Qty.	40 items
Product data	IEC: 630 V / 29 A / 0.08 - 4 mm ² UL: 600 V / 20 A / AWG 20 - AWG 12
Packaging	Box

BLZ 7.62IT/04/180MF2 SN BK BX SO

Weidmüller Interface GmbH & Co. KG
 Klingenbergstraße 26
 D-32758 Detmold
 Germany

www.weidmueller.com

Technical data

Dimensions and weights

Depth	23.4 mm	Depth (inches)	0.9213 inch
Height	21.2 mm	Height (inches)	0.8346 inch
Width	38.1 mm	Width (inches)	1.5 inch
Net weight	9.23 g		

Environmental Product Compliance

RoHS Compliance Status	Compliant without exemption
REACH SVHC	No SVHC above 0.1 wt%

System Parameters

Product family	OMNIMATE Power - series BL/SL 7.62IT	Wire connection method	Clamping yoke connection
Pitch in mm (P)	7.62 mm	Pitch in inches (P)	0.300 "
Conductor outlet direction	180°	Number of poles	4
Pin series quantity	1	Touch-safe protection acc. to DIN VDE 57 106	Safe from finger touch
Touch-safe protection acc. to DIN VDE 0470	IP 20	Protection degree	IP20, when fully mounted
Volume resistance	5.00 mΩ	Can be coded	Yes
Tightening torque, min.	0.4 Nm	Tightening torque, max.	0.5 Nm
Clamping screw	M 2.5	Screwdriver blade standard	DIN 5264
Plugging cycles	25	Plugging force/pole, max.	9.5 N
Pulling force/pole, max.	8.5 N		

Material data

Insulating material	PBT	Colour	black
Colour chart (similar)	RAL 9011	Insulating material group	IIIa
Comparative Tracking Index (CTI)	≥ 200	Insulation resistance	≥ 10 ⁸ Ω
Moisture Level (MSL)		UL 94 flammability rating	V-0
Contact material	Cu-alloy	Contact surface	tinned
Layer structure of plug contact	4...8 μm Sn hot-dip tinned	Storage temperature, min.	-40 °C
Storage temperature, max.	70 °C	Operating temperature, min.	-50 °C
Operating temperature, max.	100 °C		

Conductors suitable for connection

Clamping range, min.	0.08 mm ²		
Clamping range, max.	4 mm ²		
Solid, min. H05(07) V-U	0.08 mm ²		
Solid, max. H05(07) V-U	4 mm ²		
Flexible, min. H05(07) V-K	0.08 mm ²		
Flexible, max. H05(07) V-K	4 mm ²		
w. plastic collar ferrule, DIN 46228 pt 4, 0.2 mm ² min.			
w. plastic collar ferrule, DIN 46228 pt 4, 2.5 mm ² max.			
w. wire end ferrule, DIN 46228 pt 1, min.	0.2 mm ²		
w. wire end ferrule, DIN 46228 pt 1, max.	2.5 mm ²		
Plug gauge in accordance with EN 60999 a x b; ø	2.8 mm x 2.4 mm		
Clampable conductor	Cross-section for conductor connection	nominal	0.25 mm ²

BLZ 7.62IT/04/180MF2 SN BK BX SO

Weidmüller Interface GmbH & Co. KG
 Klingenbergstraße 26
 D-32758 Detmold
 Germany

www.weidmueller.com

Technical data

wire end ferrule	Stripping length	nominal 10 mm
	Recommended wire-end ferrule	H0,25/12 HBL
Cross-section for conductor connection	nominal	0.34 mm ²
wire end ferrule	Stripping length	nominal 10 mm
	Recommended wire-end ferrule	H0,34/12 TK
Cross-section for conductor connection	nominal	0.5 mm ²
wire end ferrule	Stripping length	nominal 6 mm
	Recommended wire-end ferrule	H0,5/6
Cross-section for conductor connection	nominal	0.75 mm ²
wire end ferrule	Stripping length	nominal 6 mm
	Recommended wire-end ferrule	H0,75/6
Cross-section for conductor connection	nominal	1 mm ²
wire end ferrule	Stripping length	nominal 6 mm
	Recommended wire-end ferrule	H1,0/6
Cross-section for conductor connection	nominal	1.5 mm ²
wire end ferrule	Stripping length	nominal 7 mm
	Recommended wire-end ferrule	H1,5/7
Cross-section for conductor connection	nominal	2.5 mm ²
wire end ferrule	Stripping length	nominal 7 mm
	Recommended wire-end ferrule	H2,5/7

Reference text The outside diameter of the plastic collar should not be larger than the pitch (P), Length of ferrules is to be chosen depending on the product and the rated voltage.

Rated data acc. to IEC

tested acc. to standard	IEC 60664-1, IEC 61984	Rated current, min. number of poles (Tu=20°C)	29 A
Rated current, max. number of poles (Tu=20°C)	26.5 A	Rated current, min. number of poles (Tu=40°C)	25 A
Rated current, max. number of poles (Tu=40°C)	23 A	Rated voltage for surge voltage class / pollution degree II/2	630 V
Rated voltage for surge voltage class / pollution degree III/2	500 V	Rated voltage for surge voltage class / pollution degree III/3	400 V
Rated impulse voltage for surge voltage class/ pollution degree II/2	4 kV	Rated impulse voltage for surge voltage class/ pollution degree III/2	6 kV
Rated impulse voltage for surge voltage class/ contamination degree III/3	6 kV	Short-time withstand current resistance	3 x 1s with 180 A
Creepage distance, min.	11.3 mm	Clearance, min.	9.8 mm

Rated data acc. to CSA

Rated voltage (Use group B / CSA)	600 V	Rated voltage (Use group C / CSA)	600 V
Rated voltage (Use group D / CSA)	600 V	Rated current (Use group B / CSA)	20 A
Rated current (Use group C / CSA)	20 A	Rated current (Use group D / CSA)	5 A
Wire cross-section, AWG, min.	AWG 20	Wire cross-section, AWG, max.	AWG 12

Rated data acc. to UL 1059

Rated voltage (Use group B / UL 1059)	600 V	Rated voltage (Use group C / UL 1059)	600 V
Rated voltage (Use group D / UL 1059)	600 V	Rated current (Use group B / UL 1059)	20 A
Rated current (Use group C / UL 1059)	20 A	Rated current (Use group D / UL 1059)	5 A
Wire cross-section, AWG, min.	AWG 20	Wire cross-section, AWG, max.	AWG 12

BLZ 7.62IT/04/180MF2 SN BK BX SO

Weidmüller Interface GmbH & Co. KG
 Klingenbergstraße 26
 D-32758 Detmold
 Germany

www.weidmueller.com

Technical data

Packing

Packaging	Box	VPE length	349.00 mm
VPE width	138.00 mm	VPE height	31.00 mm

Important note

IPC conformity	Conformity: The products are developed, manufactured and delivered according international recognized standards and norms and comply with the assured properties in the data sheet resp. fulfill decorative properties in accordance with IPC-A-610 "Class 2". Further claims on the products can be evaluated on request.
Notes	<ul style="list-style-type: none"> • Additional variants on request • Gold-plated contact surfaces on request • Rated current related to rated cross-section & min. No. of poles. • Wire end ferrule without plastic collar to DIN 46228/1 • Wire end ferrule with plastic collar to DIN 46228/4 • In accordance with IEC 61984, OMNIMATE-connectors are connectors without breaking capacity (COC). During designated use, connectors are not allowed to be engaged or disengaged when live or under load • Long term storage of the product with average temperature of 50 °C and maximum humidity 70%, 36 months

Classifications

ETIM 8.0	EC002638	ETIM 9.0	EC002638
ETIM 10.0	EC002638	ECLASS 14.0	27-46-02-02
ECLASS 15.0	27-46-02-02		


BLZ 7.62IT/04/180MF2 SN BK BX SO

Weidmüller Interface GmbH & Co. KG
 Klingenbergstraße 26
 D-32758 Detmold
 Germany

www.weidmueller.com

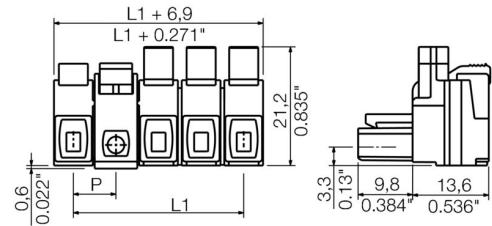
Drawings

Product image

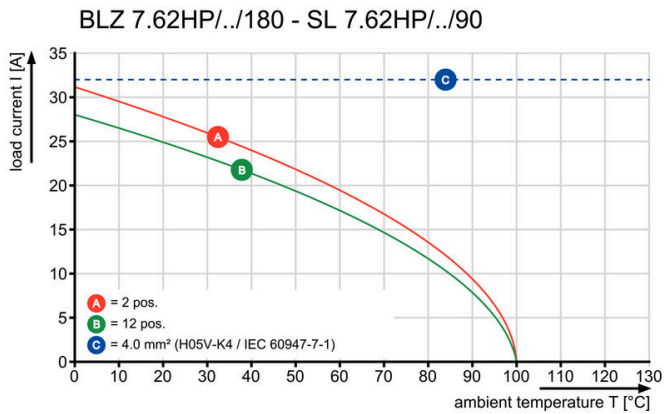


Similar to illustration

Dimensional drawing



Graph



Graph

