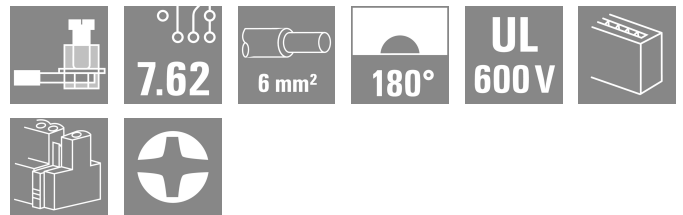



BVZ 7.62IT/03/180MF2 SN BK BX SO

Weidmüller Interface GmbH & Co. KG
 Klingenbergstraße 26
 D-32758 Detmold
 Germany

www.weidmueller.com

Product image


Similar to illustration

180° female plug with a 7.62 pitch for IT power networks. Meets the requirements of UL1059 600 V class C. In combination with male header SV 7.62 IT.. with leading contact.

Meets the extended requirements on 5.5 mm touch safety for IT power networks as per IEC 61800-5-1 for 400 V to earth.

The self-locking (optionally also screwable) middle flange reduces the space requirements by one pitch width in comparison with conventional solutions.

On request also available without middle flange interlock.

General ordering data

| | |
|--------------|---|
| Version | PCB plug-in connector, female plug, 7.62 mm, Number of poles: 3, 180°, Clamping yoke connection, Clamping range, max. : 10 mm², Box |
| Order No. | 2926060000 |
| Type | BVZ 7.62IT/03/180MF2 SN BK BX SO |
| GTIN (EAN) | 4099986643116 |
| Qty. | 40 items |
| Product data | IEC: 1000 V / 57 A / 0.2 - 10 mm² UL: 600 V / 40.5 A / AWG 24 - AWG 8 |
| Packaging | Box |

BVZ 7.62IT/03/180MF2 SN BK BX SO

Weidmüller Interface GmbH & Co. KG
 Klingenbergstraße 26
 D-32758 Detmold
 Germany

www.weidmueller.com

Technical data

Dimensions and weights

| | | | |
|------------|----------|-----------------|-------------|
| Depth | 43.1 mm | Depth (inches) | 1.6968 inch |
| Height | 26.1 mm | Height (inches) | 1.0276 inch |
| Width | 30.48 mm | Width (inches) | 1.2 inch |
| Net weight | 19.3 g | | |

Environmental Product Compliance

| | |
|------------------------|-----------------------------|
| RoHS Compliance Status | Compliant without exemption |
| REACH SVHC | No SVHC above 0.1 wt% |

System Parameters

| | | | |
|--|--------------------------------------|--|--------------------------|
| Product family | OMNIMATE Power - series BV/SV 7.62IT | Wire connection method | Clamping yoke connection |
| Pitch in mm (P) | 7.62 mm | Pitch in inches (P) | 0.300 " |
| Conductor outlet direction | 180° | Number of poles | 3 |
| Pin series quantity | 1 | Touch-safe protection acc. to DIN VDE 57 106 | Safe from finger touch |
| Touch-safe protection acc. to DIN VDE 0470 | IP 20 | Volume resistance | 4.50 mΩ |
| Can be coded | Yes | Tightening torque, min. | 0.5 Nm |
| Tightening torque, max. | 0.6 Nm | Clamping screw | M 3 |
| Screwdriver blade | 0.6 x 3.5 | Plugging cycles | 25 |
| Plugging force/pole, max. | 14 N | Pulling force/pole, max. | 14 N |

Material data

| | | | |
|----------------------------------|----------|---------------------------------|--------------------|
| Insulating material | PA GF | Colour | black |
| Colour chart (similar) | RAL 9011 | Insulating material group | II |
| Comparative Tracking Index (CTI) | ≥ 500 | Moisture Level (MSL) | |
| UL 94 flammability rating | V-0 | Contact material | Copper alloy |
| Contact surface | tinned | Layer structure of plug contact | 6...8 μm Sn glossy |
| Storage temperature, min. | -40 °C | Storage temperature, max. | 70 °C |
| Operating temperature, min. | -50 °C | Operating temperature, max. | 125 °C |

Conductors suitable for connection

| | | | |
|--|--|------------------|---------------------|
| Clamping range, min. | 0.2 mm ² | | |
| Clamping range, max. | 10 mm ² | | |
| Solid, min. H05(07) V-U | 0.2 mm ² | | |
| Solid, max. H05(07) V-U | 6 mm ² | | |
| Flexible, min. H05(07) V-K | 0.5 mm ² | | |
| Flexible, max. H05(07) V-K | 10 mm ² | | |
| w. plastic collar ferrule, DIN 46228 pt 4, 0.25 mm ² min. | | | |
| w. plastic collar ferrule, DIN 46228 pt 4, 6 mm ² max. | | | |
| w. wire end ferrule, DIN 46228 pt 1, 0.25 mm ² min. | | | |
| w. wire end ferrule, DIN 46228 pt 1, 6 mm ² max. | | | |
| Plug gauge in accordance with EN 60999 a x b; ø | 2.8 mm x 2.0 mm; 2.4 mm | | |
| Clampable conductor | Cross-section for conductor connection | Type | fine-wired |
| | | nominal | 0.5 mm ² |
| | wire end ferrule | Stripping length | nominal 14 mm |

BVZ 7.62IT/03/180MF2 SN BK BX SO

Weidmüller Interface GmbH & Co. KG
 Klingenbergstraße 26
 D-32758 Detmold
 Germany

www.weidmueller.com

Technical data

| | | |
|--|------------------------------|-----------------------------|
| | Recommended wire-end ferrule | H0,5/18 OR |
| Cross-section for conductor connection | Type | fine-wired |
| | nominal | 1 mm ² |
| wire end ferrule | Stripping length | nominal 15 mm |
| | Recommended wire-end ferrule | H1,0/18 GE |
| Cross-section for conductor connection | Type | fine-wired |
| | nominal | 1.5 mm ² |
| wire end ferrule | Stripping length | nominal 15 mm |
| | Recommended wire-end ferrule | H1,5/18D SW |
| | Stripping length | nominal 12 mm |
| | Recommended wire-end ferrule | H1,5/12 |
| Cross-section for conductor connection | Type | fine-wired |
| | nominal | 0.75 mm ² |
| wire end ferrule | Stripping length | nominal 14 mm |
| | Recommended wire-end ferrule | H0,75/18 W |
| Cross-section for conductor connection | Type | fine-wired |
| | nominal | 2.5 mm ² |
| wire end ferrule | Stripping length | nominal 14 mm |
| | Recommended wire-end ferrule | H2,5/19D BL |
| | Stripping length | nominal 12 mm |
| | Recommended wire-end ferrule | H2,5/12 |
| Cross-section for conductor connection | Type | fine-wired |
| | nominal | 4 mm ² |
| wire end ferrule | Stripping length | nominal 12 mm |
| | Recommended wire-end ferrule | H4,0/12 |
| | Stripping length | nominal 14 mm |
| | Recommended wire-end ferrule | H4,0/20D GR |
| Cross-section for conductor connection | Type | fine-wired |
| | nominal | 6 mm ² |
| wire end ferrule | Stripping length | nominal 14 mm |
| | Recommended wire-end ferrule | H6,0/20 SW |
| | Stripping length | nominal 12 mm |
| | Recommended wire-end ferrule | H6,0/12 |

Reference text The outside diameter of the plastic collar should not be larger than the pitch (P). Length of ferrules is to be chosen depending on the product and the rated voltage.

Rated data acc. to IEC

| | | | |
|---|------------------------|---|-------------------|
| tested acc. to standard | IEC 60664-1, IEC 61984 | Rated current, min. number of poles (Tu=20°C) | 57 A |
| Rated current, min. number of poles (Tu=40°C) | 41 A | Rated voltage for surge voltage class / pollution degree II/2 | 1000 V |
| Rated voltage for surge voltage class / pollution degree III/2 | 1000 V | Rated voltage for surge voltage class / pollution degree III/3 | 800 V |
| Rated impulse voltage for surge voltage class/ pollution degree II/2 | 6 kV | Rated impulse voltage for surge voltage class/ pollution degree III/2 | 8 kV |
| Rated impulse voltage for surge voltage class/ contamination degree III/3 | 8 kV | Short-time withstand current resistance | 3 x 1s with 420 A |
| Creepage distance, min. | 13.8 mm | Clearance, min. | 10.2 mm |

BVZ 7.62IT/03/180MF2 SN BK BX SO

Weidmüller Interface GmbH & Co. KG
 Klingenbergstraße 26
 D-32758 Detmold
 Germany

www.weidmueller.com

Technical data

Rated data acc. to CSA

| | | | |
|-----------------------------------|--------|-----------------------------------|--------|
| Rated voltage (Use group B / CSA) | 600 V | Rated voltage (Use group C / CSA) | 600 V |
| Rated voltage (Use group D / CSA) | 600 V | Rated current (Use group B / CSA) | 40.5 A |
| Rated current (Use group C / CSA) | 40.5 A | Rated current (Use group D / CSA) | 5 A |
| Wire cross-section, AWG, min. | AWG 24 | Wire cross-section, AWG, max. | AWG 8 |

Rated data acc. to UL 1059

| | | | |
|---------------------------------------|--------|---------------------------------------|--------|
| Rated voltage (Use group B / UL 1059) | 600 V | Rated voltage (Use group C / UL 1059) | 600 V |
| Rated voltage (Use group D / UL 1059) | 600 V | Rated voltage (Use group F / UL 1059) | 1000 V |
| Rated current (Use group B / UL 1059) | 40.5 A | Rated current (Use group C / UL 1059) | 40.5 A |
| Rated current (Use group D / UL 1059) | 5 A | Rated current (Use group F / UL 1059) | 40.5 A |
| Wire cross-section, AWG, min. | AWG 24 | Wire cross-section, AWG, max. | AWG 8 |

Packing

| | | | |
|-----------|-----------|------------|-----------|
| Packaging | Box | VPE length | 352.00 mm |
| VPE width | 136.00 mm | VPE height | 50.00 mm |

Important note

| | |
|----------------|--|
| IPC conformity | Conformity: The products are developed, manufactured and delivered according international recognized standards and norms and comply with the assured properties in the data sheet resp. fulfill decorative properties in accordance with IPC-A-610 "Class 2". Further claims on the products can be evaluated on request. |
| Notes | <ul style="list-style-type: none"> • Additional variants on request • Rated current related to rated cross-section & min. No. of poles. • Wire end ferrule with plastic collar to DIN 46228/4 • Wire end ferrule without plastic collar to DIN 46228/1 • P on drawing = pitch • Rated data refer only to the component itself. Clearance and creepage distances to other components are to be designed in accordance with the relevant application standards. • In accordance with IEC 61984, OMNIMATE-connectors are connectors without breaking capacity (COC). During designated use, connectors are not allowed to be engaged or disengaged when live or under load • Long term storage of the product with average temperature of 50 °C and maximum humidity 70%, 36 months |

Classifications

| | | | |
|-------------|-------------|-------------|-------------|
| ETIM 8.0 | EC002638 | ETIM 9.0 | EC002638 |
| ETIM 10.0 | EC002638 | ECLASS 14.0 | 27-46-02-02 |
| ECLASS 15.0 | 27-46-02-02 | | |

BVZ 7.62IT/03/180MF2 SN BK BX SO

Weidmüller Interface GmbH & Co. KG
 Klingenbergstraße 26
 D-32758 Detmold
 Germany

www.weidmueller.com

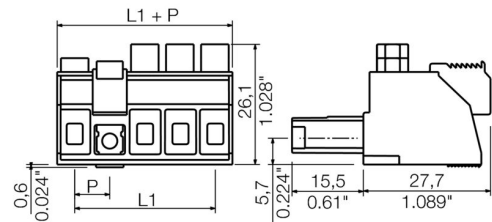
Drawings

Product image

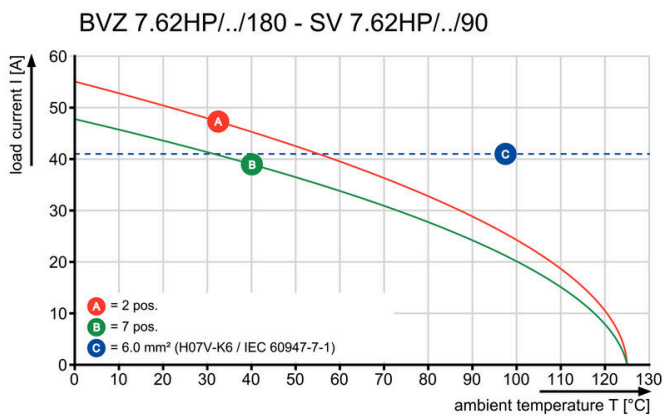


Similar to illustration

Dimensional drawing



Graph



Graph

