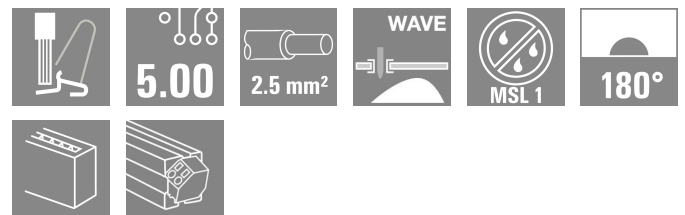


MTS 5/06 V T4 B T

Weidmüller Interface GmbH & Co. KG
 Klingenbergstraße 26
 D-32758 Detmold
 Germany

www.weidmueller.com

Product image



General ordering data

Version	Printed circuit board terminals, PCB terminal, THT solder connection, Pitch in mm (P): 5.00 mm, Number of poles: 6, Tube
Order No.	2913750000
Type	MTS 5/06 V T4 B T
GTIN (EAN)	4099986539747
Qty.	16 items
Product data	IEC: 400 V / 32 A / 0.5 - 4 mm ² UL: 300 V / 18.5 A / AWG 20 - AWG 12
Packaging	Tube

MTS 5/06 V T4 B T

Weidmüller Interface GmbH & Co. KG
Klingenbergstraße 26
D-32758 Detmold
Germany

www.weidmueller.com

Technical data

Approvals

Approvals



ROHS Conform
UL File Number Search [UL Website](#)
Certificate No. (cURus) E60693

Dimensions and weights

Depth	13.2 mm	Depth (inches)	0.5197 inch
Height	22.35 mm	Height (inches)	0.8799 inch
Height of lowest version	18.85 mm	Width	32.3 mm
Width (inches)	1.2717 inch	Net weight	15.57 g

Temperatures

Ambient temperature	-50 °C...80 °C	Installation temperature	-50 °C to +70 °C
---------------------	----------------	--------------------------	------------------

Environmental Product Compliance

RoHS Compliance Status Compliant without exemption
REACH SVHC No SVHC above 0.1 wt%

System parameters

Product family	OMNIMATE 4.0		
Wire connection method	SNAP IN with push button		
Property, clamping point	WireReady		
Mounting onto the PCB	THT solder connection		
Conductor outlet direction	180°		
Pitch in mm (P)	5.00 mm		
Pitch in inches (P)	0.197 "		
Number of poles	6		
Pin series quantity	1		
Number of rows	1		
Solder pin length (l)	3.5 mm		
Solder pin dimensions	0.6 x 0.8 mm		
Solder eyelet hole diameter (D)	1.3 mm		
Solder eyelet hole diameter tolerance (D)	+ 0,1 mm		
Number of solder pins per pole	2		
Stripping length	9 mm		
Stripping length tolerance	min.	8 mm	
	max.	10 mm	
L1 in mm	25.00 mm		
L1 in inches	0.984 "		
Touch-safe protection acc. to DIN VDE 0470	IP 20		
Touch-safe protection acc. to DIN VDE 57 106	Safe from finger touch		
Protection degree	IP20		

Material data

Insulating material	PA 9T	Colour	black
Colour chart (similar)	RAL 9011	Insulating material group	I

MTS 5/06 V T4 B T

Weidmüller Interface GmbH & Co. KG

Klingenbergstraße 26
D-32758 Detmold
Germany

www.weidmueller.com

Technical data

Comparative Tracking Index (CTI)	≥ 600	Moisture Level (MSL)	1
UL 94 flammability rating	V-0	Contact material	Cu-alloy
Contact surface	tinned	Tinning type	matt
Storage temperature, min.	-25 °C	Storage temperature, max.	55 °C
Operating temperature, min.	-50 °C	Operating temperature, max.	80 °C

Conductors suitable for connection

Clamping range, min.	0.34 mm ²		
Clamping range, max.	4 mm ²		
Wire connection cross section AWG, min.	AWG 20		
Wire connection cross section AWG, max.	AWG 12		
Solid, min. H05(07) V-U	0.5 mm ²		
Solid, max. H05(07) V-U	2.5 mm ²		
Flexible, min. H05(07) V-K	0.5 mm ²		
Flexible, max. H05(07) V-K	4 mm ²		
w. plastic collar ferrule, DIN 46228 pt 4, min.	0.34 mm ²		
w. plastic collar ferrule, DIN 46228 pt 4, max.	2.5 mm ²		
w. wire end ferrule, DIN 46228 pt 1, min.	0.5 mm ²		
w. wire end ferrule, DIN 46228 pt 1, max.	2.5 mm ²		
Outer diameter of insulation, max.	4.00 mm		
Clampable conductor	Cross-section for conductor connection	nominal	0.34 mm
		wire end ferrule	Stripping length nominal 10 mm
		Recommended wire-end ferrule	H0.34/12 TK
	Cross-section for conductor connection	nominal	0.5 mm ²
		wire end ferrule	Stripping length nominal 12 mm
		Recommended wire-end ferrule	H0.5/16 OR
		Stripping length nominal 10 mm	
		Recommended wire-end ferrule	H0.5/10
	Cross-section for conductor connection	nominal	0.75 mm ²
		wire end ferrule	Stripping length nominal 12 mm
		Recommended wire-end ferrule	H0.75/16 W
		Stripping length nominal 10 mm	
		Recommended wire-end ferrule	H0.75/10
	Cross-section for conductor connection	nominal	1 mm ²
		wire end ferrule	Stripping length nominal 12 mm
		Recommended wire-end ferrule	H1.0/16 GE
		Stripping length nominal 10 mm	
		Recommended wire-end ferrule	H1.0/10
	Cross-section for conductor connection	nominal	1.5 mm ²
		wire end ferrule	Stripping length nominal 12 mm
		Recommended wire-end ferrule	H1.5/16 R
		Stripping length nominal 10 mm	
		Recommended wire-end ferrule	H1.5/10
	Cross-section for conductor connection	nominal	2.5 mm ²

MTS 5/06 V T4 B T

Weidmüller Interface GmbH & Co. KG

Klingenbergstraße 26
D-32758 Detmold
Germany

www.weidmueller.com

Technical data

wire end ferrule

Stripping length	nominal	10 mm
Recommended wire-end ferrule	H2,5/15D BL	
Stripping length	nominal	10 mm
Recommended wire-end ferrule	H2,5/10	

Rated data acc. to IEC

tested acc. to standard	IEC 60664-1, IEC 61984	Rated current, min. number of poles (Tu=20°C)	32 A
Rated current, max. number of poles (Tu=20°C)	32 A	Rated current, min. number of poles (Tu=40°C)	32 A
Rated current, max. number of poles (Tu=40°C)	32 A	Rated voltage for surge voltage class / pollution degree II/2	400 V
Rated voltage for surge voltage class / pollution degree III/2	400 V	Rated voltage for surge voltage class / pollution degree III/3	250 V
Rated impulse voltage for surge voltage class/ pollution degree II/2	4 kV	Rated impulse voltage for surge voltage class/ pollution degree III/2	4 kV
Rated impulse voltage for surge voltage class/ contamination degree III/3	4 kV		

Rated data acc. to CSA

Wire cross-section, AWG, min.	AWG 20	Wire cross-section, AWG, max.	AWG 12
-------------------------------	--------	-------------------------------	--------

Rated data acc. to UL 1059

Institute (cURus)	CURUS	Certificate No. (cURus)	E60693
Rated voltage (Use group B / UL 1059)	300 V	Rated voltage (Use group D / UL 1059)	300 V
Rated voltage (Use group F / UL 1059)	420 V	Rated current (Use group B / UL 1059)	18.5 A
Rated current (Use group D / UL 1059)	10 A	Wire cross-section, AWG, min.	AWG 20
Wire cross-section, AWG, max.	AWG 12	Creepage distance, min.	5.6 mm
Clearance distance, min.	4 mm	Reference to approval values	Specifications are maximum values, details - see approval certificate.

Important note

IPC conformity	Conformity: The products are developed, manufactured and delivered according international recognized standards and norms and comply with the assured properties in the data sheet resp. fulfill decorative properties in accordance with IPC-A-610 "Class 2". Further claims on the products can be evaluated on request.
Notes	<ul style="list-style-type: none"> Rated current related to rated cross-section & min. No. of poles. P on drawing = pitch Rated data refer only to the component itself. Clearance and creepage distances to other components are to be designed in accordance with the relevant application standards. During transport, it may rarely occur that the clamping points are already closed. The products remain fully functional. To reactivate the SNAP IN function, please press the activation button. Long term storage of the product with average temperature of 50 °C and maximum humidity 70%, 36 months

Classifications

ETIM 8.0	EC002643	ETIM 9.0	EC002643
ETIM 10.0	EC002643	ECLASS 14.0	27-46-01-01
ECLASS 15.0	27-46-01-01		

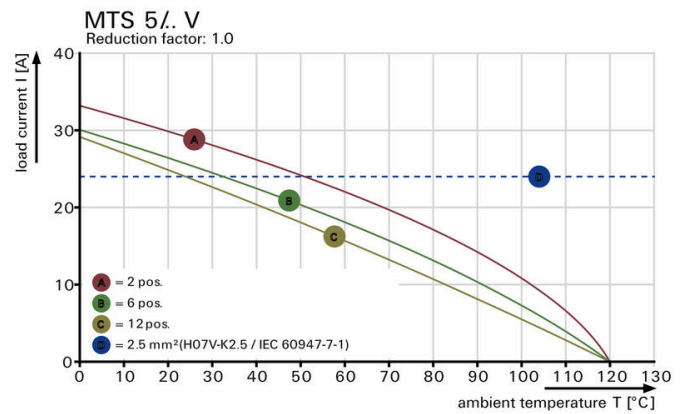
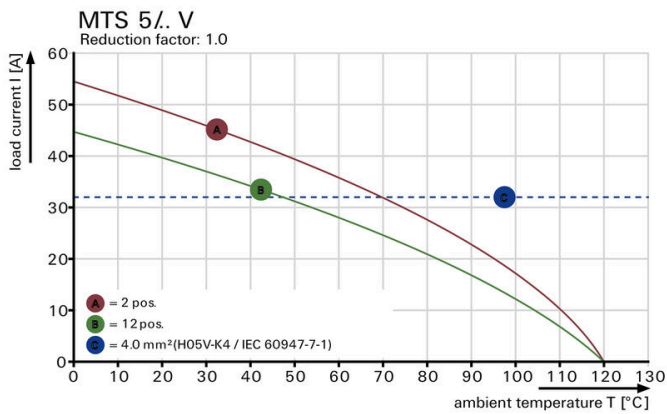
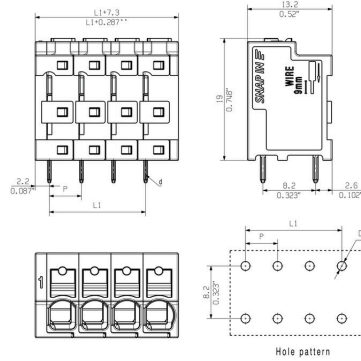

MTS 5/06 V T4 B T

Weidmüller Interface GmbH & Co. KG
 Klingenbergstraße 26
 D-32758 Detmold
 Germany

Drawings

www.weidmueller.com

Product image



MTS 5/06 V T4 B T

Weidmüller Interface GmbH & Co. KG
 Klingenbergstraße 26
 D-32758 Detmold
 Germany

www.weidmueller.com

Accessories

Slotted screwdriver



Slotted screwdriver with rounded blade SD DIN 5265, ISO 2380/2, output to DIN 5264, ISO 2380/1. ChromTop tip, SoftFinish grip

General ordering data

Type	SDS 0.6X3.5X100	Version	
Order No.	2749340000	Screwdriver, Blade width (B): 3.5 mm, Blade length: 100 mm, Blade thickness (A): 0.6 mm	
GTIN (EAN)	4050118895568		
Qty.	1 ST		
Type	SDIS 0.6X3.5X100	Version	
Order No.	2749810000	Screwdriver, Blade width (B): 3.5 mm, Blade length: 100 mm, Blade thickness (A): 0.6 mm	
GTIN (EAN)	4050118897012		
Qty.	1 ST		